

# Pecyn Dogfen Gyhoeddus

**Gareth Owens LL.B Barrister/Bargyfreithiwr**  
Chief Officer (Governance)  
Prif Swyddog (Llywodraethu)



Swyddog Cyswllt:  
Sharon Thomas / 01352 702324  
sharon.b.thomas@siryfflint.gov.uk

At: Cyng Alasdair Ibbotson (Cadeirydd)

Y Cynghorwyr: Mike Allport, Mel Buckley, Geoff Collett, Steve Copple, Ron Davies,  
Mared Eastwood, David Healey, Simon Jones, Dave Mackie ac Allan Marshall  
+ 1 Cynghorydd Llafur

2 Ionawr 2025

Annwyl Gynghorydd,

**RHYBUDD O GYFARFOD RHITHIOL**  
**PWYLLGOR NEWID YN YR HINSAWDD**  
**DYDD MERCHER, 8FED IONAWR, 2025 10.00 AM**

Yn gywir

Steven Goodrum  
Rheolwr Gwasanaethau Democraidd

Bydd y cyfarfod yn cael ei ffrydio'n fyw ar wefan y Cyngor. Bydd y ffrydio byw yn dod i ben pan fydd unrhyw eitemau cyfrinachol yn cael eu hystyried. Bydd recordiad o'r cyfarfod ar gael yn fuan ar ôl y cyfarfod ar <https://flintshire.publici.tv/core/portal/home>

Os oes gennych unrhyw ymholiadau, cysylltwch ag aelod o'r Tîm Gwasanaethau Democraidd ar 01352 702345.

## R H A G L E N

### 1 YMDDIHEURIADAU

**Pwrpas:** I dderbyn unrhyw ymddiheuriadau.

### 2 DATGAN CYSYLLTIAD

**Pwrpas:** I dderbyn unrhyw ddatganiad o gysylltiad a chynghori'r Aelodau yn unol a hynny.

### 3 COFNODION (Tudalennau 3 - 6)

**Pwrpas:** Cadarnhau cofnodion y cyfarfod a gynhaliwyd ar 26 Tachwedd 2024.

### 4 OLRHAIN GWEITHRED (Tudalennau 7 - 10)

**Pwrpas:** Ystyried yr Adroddiad Olrhain Camau Gweithredu ar gyfer y Pwyllgor Newid Hinsawdd.

### 5 DIWEDDARIAD ALLYRIADAU CARBON CYNGOR SIR Y FFLINT 2023-24 (Tudalennau 11 - 20)

**Pwrpas:** Hysbysu'r Pwyllgor ar ôl troed carbon y Cyngor ar gyfer 2023-24 yn dilyn cyflwyno data i Lywodraeth Cymru.

### 6 ARIANNU GWEITHREDU HINSAWDD (Tudalennau 21 - 30)

**Pwrpas:** Hysbysu'r Pwyllgor ar sut mae prosiectau hinsawdd wedi cael eu hariannu hyd yn hyn, a'r dewisiadau ar gyfer ariannu prosiectau yn y dyfodol.

### 7 DIWEDDARIAD ADOLYGU STRATEGAETH NEWID HINSAWDD (Tudalennau 31 - 56)

**Pwrpas:** Diweddarau'r Pwyllgor ar y cynnydd presennol gyda'r adolygiad strategaeth newid hinsawdd, penawdau allweddol a negeseuon o ymgysylltiad mewnol ac allanol, a'r camau nesaf.

### 8 DIWEDDARIAD AR YMCHWILIADAU

**Pwrpas:** Darparu'r wybodaeth ddiweddaraf ar Ymchwiliadau Llifogydd a Phensiynau'r Pwyllgor a thrafod y camau nesaf.

### 9 RHAGLEN GWAITH I'R DYFODOL (Tudalennau 57 - 58)

**Pwrpas:** Cwblhau Rhaglen Waith y Pwyllgor Newid Hinsawdd.

**Sylwch, efallai y bydd egwyl o 10 munud os yw'r cyfarfod yn para'n hirach na dwy awr.**

# Eitem ar gyfer y Rhaglen 3

## CLIMATE CHANGE COMMITTEE 26 NOVEMBER 2024

Minutes of the Climate Change Committee of Flintshire County Council held as a remote attendance meeting on Tuesday, 26 November 2024

**PRESENT:**                    **Councillor Alasdair Ibbotson (Chair)**  
Councillors:                    Mike Allport, Steve Cople, Ron Davies, Mared Eastwood,  
David Healey, Simon Jones and Allan Marshall

**SUBSTITUTION:**            Councillor Gina Maddison for Councillor Mel Buckley

**IN ATTENDANCE:**        Councillor Chris Dolphin (Cabinet Member for Economy,  
Environment and Climate), Councillor Richard Jones  
(Cabinet Member for Transformation and Assets), Chief  
Officer (Planning, Environment and Economy), Climate  
Change Project Officer, Roberta Bailey, Procurement  
Business Partner - Decarbonisation, (for item 25),  
Democratic Services Manager and Democratic Services  
Officer

### 21. **DECLARATIONS OF INTEREST**

None

### 22. **MINUTES** ([link to recording](#))

#### **RESOLVED:**

That the ([minutes \(agenda item no.3\)](#)) of the meeting held on 6 September 2024 be approved as a correct record.

### 23. **ACTION TRACKING** ([link to recording](#))

The Democratic Services Manager agreed to provide an update on the progress of any outstanding actions at the next meeting [report \(agenda item no.4\)](#)

#### **RESOLVED:**

That the Committee notes the progress which has been made.

### 24. **TERMS OF REFERENCE FOR CLIMATE CHANGE COMMITTEE AS AMENDED** ([link to recording](#))

The Chief Officer (Planning, Environment and Economy) presented the amended [Terms of Reference \(agenda item no.5\)](#) for the Committee as approved by the Constitution & Democratic Services Committee on Wednesday, 6 November 2024.

The Democratic Services Manager advised that the Constitution and Democratic Services Committee had made one minor amendment to the Terms of Reference at paragraph 9.16.5.3. The Terms of Reference would be submitted to the next meeting of the County Council on 4 December 2024 for formal ratification.

**25. DECARBONISATION OF SUPPLY CHAIN ([link to recording](#))**

Roberta Bailey, Procurement Business Partner - Decarbonisation, gave a [presentation \(agenda item no.6\)](#) on Procurement Decarbonisation.

In response to a suggestion made by Councillor David Healey, the Democratic Services Manager agreed to discuss with the Procurement Business Partner how Overview & Scrutiny Committees could potentially assist with the issues raised during her presentation.

**26. FLINTSHIRE LOCAL AREA ENERGY PLAN ([link to recording](#))**

The Climate Change Project Officer presented the [report \(agenda item no.7\)](#) to receive the finalised Local Area Energy Plan (LEAP) for Flintshire and recommend endorsement by Cabinet.

Councillor David Healey proposed that the Committee also recommend that the Cabinet considers the report produced by the Coal Authority on Mine Water in conjunction with the LAEP. This was duly seconded.

**RESOLVED:**

- (a) That the Committee recommends that Cabinet endorses the attached Flintshire Local Area Energy Plan (LAEP) Main Report and Technical Report (Appendix 1 and 2), understanding that the LAEP actions assigned to Flintshire County Council are subject to securing and maintaining necessary funding; and
- (b) That the Committee also recommends that the Cabinet considers the report produced by the Coal Authority on Mine Water in conjunction with the LAEP.

**27. INQUIRIES UPDATE ([link to recording](#))**

The Chair provided an update on matters regarding the Pensions Inquiry and the Flooding Inquiry. He also introduced the draft [report \(agenda item no.8\)](#) on the Committee's Inquiry into surface water flooding and proposed the following motions:

- (a) That the Climate Change Committee approves the appended draft Inquiry report into surface water flooding;
- (b) That the Committee refers the report to County Council; and

- (c) That the Committee calls on County Council to adopt the report and if it is the view of Council to refer the recommendations that do not relate to full Council to the relevant bodies for their consideration.

The proposals were duly seconded.

Councillor Alan Marshall proposed that the motion be amended as follows so that names are removed from the report before submission to County Council:

Page 371:

4<sup>th</sup> paragraph – remove the reference to Councillor Sam Swash

5<sup>th</sup> paragraph remove the last sentence

6<sup>th</sup> paragraph delete the reference to Mr Roberts from the first sentence and replace the ref to Councillor Swash to ‘the first witness’ in the second sentence

The amendment was seconded. When put to the vote the motion, as amended, was carried.

### **RESOLVED**

- (a) That the appended draft Inquiry report into surface water flooding be amended as detailed above prior to submission to County Council; and
- (b) That the Committee calls on County Council to adopt the report and if it is the view of Council to refer the recommendations that do not relate to full Council to the relevant bodies for their consideration.

### **28. FORWARD WORK PROGRAMME ITEMS AND PURPOSES ([link to recording](#))**

The Forward Work Programme (agenda item no.9) was appended to the agenda for consideration.

### **29. MEMBERS OF THE PRESS AND PUBLIC IN ATTENDANCE**

None.

(The meeting started at 10.00 am and ended at 11.56 am)

.....  
**Chair**

Meetings of the Climate Change Committee are webcast and can be viewed by visiting the webcast library at <http://flintshire.public-i.tv/core/portal/home>

Mae'r dudalen hon yn wag yn bwrpasol

# Eitem ar gyfer y Rhaglen 4



## CLIMATE CHANGE COMMITTEE

<b>Date of Meeting</b>	Wednesday, 8 January 2025
<b>Report Subject</b>	Action Tracking
<b>Report Author</b>	Democratic Services Manager
<b>Type of Report</b>	Operational

### EXECUTIVE SUMMARY

The report shows any outstanding actions from previous meetings of the Climate Change Committee and document the progress made in completing them.

Any outstanding actions will be reported back to the next meeting, and until they are completed.

### RECOMMENDATIONS

1	That the committee notes the progress which has been made.
---	--

### REPORT DETAILS

<b>1.00</b>	<b>EXPLAINING THE ACTION TRACKING REPORT</b>
1.01	In previous meetings of Committees, requests for information, reports or actions have been made. These were included in the minutes as 'action points'.  'Matters Arising' is not an item which can feature on an agenda.

1.02	<p>This paper summarises those points and where appropriate provides an update on the actions resulting from them.</p> <p>The Action Tracking details are attached in appendix A.</p>
------	---

<b>2.00</b>	<b>RESOURCE IMPLICATIONS</b>
2.01	The creation of the Action Tracking report increases workflow but should provide greater understanding and efficiency.

<b>3.00</b>	<b>CONSULTATIONS REQUIRED / CARRIED OUT</b>
3.01	In some cases, action owners have been contacted to provide an update on their actions.

<b>4.00</b>	<b>RISK MANAGEMENT</b>
4.01	Not applicable.

<b>5.00</b>	<b>APPENDICES</b>
5.01	Appendix A – Climate Change Committee Action Points

<b>6.00</b>	<b>LIST OF ACCESSIBLE BACKGROUND DOCUMENTS</b>
6.01	Minutes of previous meetings of the committee as identified in the report.

<b>7.00</b>	<b>CONTACT OFFICER DETAILS</b>
7.01	<p><b>Contact Officer:</b> Steven Goodrum, Democratic Services Manager  <b>Telephone:</b> 01352 702320  <b>E-mail:</b> <a href="mailto:steven.goodrum@flintshire.gov.uk">steven.goodrum@flintshire.gov.uk</a></p>

<b>8.00</b>	<b>GLOSSARY OF TERMS</b>
8.01	None.



**ACTION TRACKING FOR THE CLIMATE CHANGE COMMITTEE**

Meeting Date	Agenda item	Action Required	Action Officer(s)	Action taken	Status
19.03.2024	4. Contingency Planning for extreme heat	In relation to assistance with a flood plan for the Broughton area, the Regional Manager agreed to provide contact details within her team along with those of Natural Resources Wales and Welsh Water / Dwr Cymru.	Manager of the Regional Emergency Planning Service	Update to be provided at January meeting.	Open
	5. Audit Wales Assurance & Risk Assessment Report - Carbon reduction plan	A request was made for officers from the Capital Finance team to attend a future meeting to discuss the options available to deliver the Council's objectives in relation to carbon reduction.	Chief Officer (Planning, Environment and Economy)	To be scheduled on the Forward Work Plan	Open
	6. Commercial Carbon Offsets Report	To provide clarification to the Committee on opportunities to prioritise finances on non-profit carbon credits and the expected process for purchasing offsets	Climate Change Project Officer	Update to be provided at January meeting.	Open
06.09.2024	8. Climate Risk - Extreme Heat	To clarify whether a fire ban can be implemented during prolonged periods of dry weather.	Programme Manager – Climate Change & Carbon Reduction	Update to be provided at January meeting.	Open

## ACTION TRACKING

## APPENDIX 1

Meeting Date	Agenda item	Action Required	Action Officer(s)	Action taken	Status
26.11.2024	6. Decarbonisation of supply chain	To explore the role of Scrutiny in helping with decarbonisation of the council's supply chain.	Democratic Services Manager	To be scheduled on the Forward Work Plan	Open
	8. Inquiries Update	To provide the Chair of the Committee with potential dates for the Pensions Enquiry.	Democratic Services Manager	Dates have been provided for consideration.	Closed

# Eitem ar gyfer y Rhaglen 5



## CLIMATE CHANGE COMMITTEE

<b>Date of Meeting</b>	Wednesday 8 <sup>th</sup> January 2025
<b>Report Subject</b>	Council Carbon Emissions Update 2023/24
<b>Cabinet Member</b>	Collective Responsibility
<b>Report Author</b>	Chief Officer (Planning, Environment & Economy)
<b>Type of Report</b>	Operational

### EXECUTIVE SUMMARY

The Council calculates its carbon footprint annually to measure the quantity of greenhouse gas emissions it is responsible for to monitor and direct decarbonisation efforts towards Net Zero Carbon by 2030. This report is for the period relating to 1<sup>st</sup> April 2023 – 31<sup>st</sup> March 2024 and the calculation was submitted to Welsh Government on 2<sup>nd</sup> September 2024.

The Carbon Emission Update 2023/24 presents the results of the 2023/24 calculation, comparing them against figures from the Council's baseline year of 2018/19, in this case showing an increase of greenhouse gas emissions. The report also provides explanation as to why emissions have changed, as well as noting any improvements or difficulties relating to the data and methodology. The report also notes the significant progress made by the Council to generate renewable energy.

The end of the report concludes with considerations to review targets and internal reporting of procurement emissions, investigate impacts of leisure facilities coming back under Council control, and introduce methodology to better understand land sequestration.

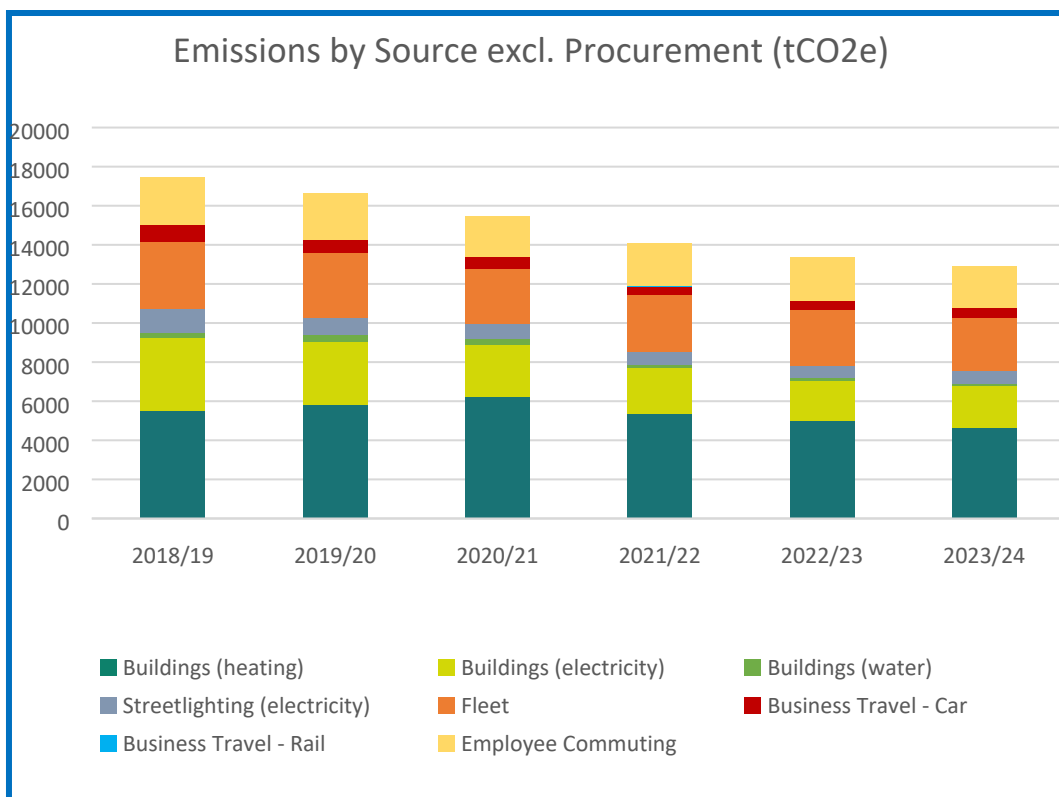
### RECOMMENDATIONS

1	To note the contents of the report, and progress made in the past year to improve data collection for the Council's carbon footprint.
---	---

**REPORT DETAILS**

1.00	<b>EXPLAINING THE REPORT</b>																																																																						
1.01	<p><b>Background</b>          The Carbon Footprint Update 2023/24 presents the results of the council's carbon emissions calculation for the period of 1 April 2023 to 31<sup>st</sup> March 2024. The carbon emissions are compared against the Council's baseline year of 2018/19 and previous reporting year of 2022/23, while providing explanations for any changes seen.</p>																																																																						
1.02	<p><b>Purpose</b>          The council calculates its carbon footprint annually, measuring the quantity of greenhouse gas emissions it is responsible for to monitor and direct decarbonisation efforts towards Net Zero Carbon by 2030. In September 2024, the calculation for the period 1<sup>st</sup> April 2023 – 31<sup>st</sup> March 2024 was completed and submitted to Welsh Government.</p>																																																																						
1.03	<p>Total carbon emissions for the period 2023/24 were 74,386 tCO<sub>2</sub>e, a 60.2% increase in emissions compared to the 2018/19 baseline, and a 130.1% increase from the previous year.</p> <div data-bbox="320 936 1394 1731" data-label="Figure"> <table border="1"> <caption>Emissions by Source (tCO<sub>2</sub>e)</caption> <thead> <tr> <th>Year</th> <th>Buildings (heating)</th> <th>Buildings (electricity)</th> <th>Buildings (water)</th> <th>Streetlighting (electricity)</th> <th>Business Travel - Rail</th> <th>Fleet</th> <th>Business Travel - Car</th> <th>Employee Commuting</th> <th>Supply Chain</th> </tr> </thead> <tbody> <tr> <td>2018/19</td> <td>~5,000</td> <td>~3,000</td> <td>~1,000</td> <td>~1,000</td> <td>~1,000</td> <td>~2,000</td> <td>~1,000</td> <td>~1,000</td> <td>~25,000</td> </tr> <tr> <td>2019/20</td> <td>~5,000</td> <td>~3,000</td> <td>~1,000</td> <td>~1,000</td> <td>~1,000</td> <td>~2,000</td> <td>~1,000</td> <td>~1,000</td> <td>~25,000</td> </tr> <tr> <td>2020/21</td> <td>~5,000</td> <td>~3,000</td> <td>~1,000</td> <td>~1,000</td> <td>~1,000</td> <td>~2,000</td> <td>~1,000</td> <td>~1,000</td> <td>~20,000</td> </tr> <tr> <td>2021/22</td> <td>~5,000</td> <td>~3,000</td> <td>~1,000</td> <td>~1,000</td> <td>~1,000</td> <td>~2,000</td> <td>~1,000</td> <td>~1,000</td> <td>~25,000</td> </tr> <tr> <td>2022/23</td> <td>~5,000</td> <td>~3,000</td> <td>~1,000</td> <td>~1,000</td> <td>~1,000</td> <td>~2,000</td> <td>~1,000</td> <td>~1,000</td> <td>~15,000</td> </tr> <tr> <td>2023/24</td> <td>~5,000</td> <td>~3,000</td> <td>~1,000</td> <td>~1,000</td> <td>~1,000</td> <td>~2,000</td> <td>~1,000</td> <td>~1,000</td> <td>~60,000</td> </tr> </tbody> </table> </div> <p><i>Image 1 showing changes in annual emissions per source.</i></p> <p>The cause of this increase is due to emissions from procurement which has seen a significant increase due to a methodology change. This increase is explained in section 1.04. Other emission sources have seen decreases which reflects the positive action being taken across the Council. Building emissions have reduced 3.4% compared to 2022/23 and 29.6% compared to the baseline year. Mobility and Transport emissions have reduced 3.1% compared to 2022/23 and 20.4% since the baseline year.</p>	Year	Buildings (heating)	Buildings (electricity)	Buildings (water)	Streetlighting (electricity)	Business Travel - Rail	Fleet	Business Travel - Car	Employee Commuting	Supply Chain	2018/19	~5,000	~3,000	~1,000	~1,000	~1,000	~2,000	~1,000	~1,000	~25,000	2019/20	~5,000	~3,000	~1,000	~1,000	~1,000	~2,000	~1,000	~1,000	~25,000	2020/21	~5,000	~3,000	~1,000	~1,000	~1,000	~2,000	~1,000	~1,000	~20,000	2021/22	~5,000	~3,000	~1,000	~1,000	~1,000	~2,000	~1,000	~1,000	~25,000	2022/23	~5,000	~3,000	~1,000	~1,000	~1,000	~2,000	~1,000	~1,000	~15,000	2023/24	~5,000	~3,000	~1,000	~1,000	~1,000	~2,000	~1,000	~1,000	~60,000
Year	Buildings (heating)	Buildings (electricity)	Buildings (water)	Streetlighting (electricity)	Business Travel - Rail	Fleet	Business Travel - Car	Employee Commuting	Supply Chain																																																														
2018/19	~5,000	~3,000	~1,000	~1,000	~1,000	~2,000	~1,000	~1,000	~25,000																																																														
2019/20	~5,000	~3,000	~1,000	~1,000	~1,000	~2,000	~1,000	~1,000	~25,000																																																														
2020/21	~5,000	~3,000	~1,000	~1,000	~1,000	~2,000	~1,000	~1,000	~20,000																																																														
2021/22	~5,000	~3,000	~1,000	~1,000	~1,000	~2,000	~1,000	~1,000	~25,000																																																														
2022/23	~5,000	~3,000	~1,000	~1,000	~1,000	~2,000	~1,000	~1,000	~15,000																																																														
2023/24	~5,000	~3,000	~1,000	~1,000	~1,000	~2,000	~1,000	~1,000	~60,000																																																														

The methodology for procurement emissions remains highly challenging due to the spend-based methodology, significantly limiting the ability to reliably measure and monitor. Image 2 removes the procurement emission source helping to demonstrate more clearly the reductions across the Buildings, and Mobility and Transport sources.



**Image 2** showing changes in annual emissions per source excluding procurement emissions.

If Procurement emissions were excluded from all previous reporting, total emissions for 2023/24 would be 12,909 tCO<sub>2</sub>e, a 3.3% reduction compared to 2022/23, and a 26.1% reduction compared to the baseline year.

1.04

In 2023/24, emissions from building electricity increased by 2.4%, and emissions from streetlighting increased by 7.4%, compared to 2022/23.

This is a result of the electricity grid's emission factor increasing by 7% compared to the previous period due to greater generation from natural gas, compensating for lower generation from renewables. Electricity consumption for buildings did reduce by 4.4% demonstrating progress being made to increase building efficiency and on-site renewables generation. Streetlighting electricity consumption increased by 0.2%.

The Mobility and Transport theme's emission reduction seen in 2023/24 is mostly explained by a reduction of Fleet emissions, the theme's largest emission source. Fleet emissions in 2023/24 reduced by 4.8% compared to 2022/23. Gas Oil/Red Diesel is no longer purchased due to legislative changes, and fleet vehicles have been and continue to be replaced with

	<p>newer and more efficient vehicles, resulting in an overall reduction of fuel use.</p> <p>Employee commute emissions reduced by 3.6% compared to 2022/23. This is due to small reduction in employee headcount used in the methodology, and a reduced emission factor for private vehicles with unknown fuel. The methodology used has been carried over from previous year's reporting. This does not include a revised methodology from the 2023 Employee Travel Survey.</p> <p>Business Travel emissions by car have increased 9.9% compared to 2022/23 and are now 40.7% lower than the baseline year. This is a result of an increase of staff making claims (4.3%), and the total miles claimed in the reporting period (9.5%). Additionally, Business Travel by rail has been included, with data being recorded since January 2024. Emissions for this source are minor at 0.048 tCO<sub>2</sub>e. This is the second consecutive year of increases for Business Travel with 2022/23 also seeing a 9.9% increase.</p> <p>The significant increase in Procurement emissions is predominantly a result of revised mapping of the spend categories the council uses internally to the spend codes used in the carbon emissions calculation. This mapping revision has resulted in two outcomes.</p> <p>Spend has been allocated across more spend categories.</p> <p>A greater amount of spend has been accounted for in 2023/24.</p> <p>Another explanation for emissions increase, the emission factors of categories where Flintshire County Council has allocated spend in 2023/24 has increased 9.7% from the previous year.</p> <p>The 2023/24 Procurement calculation also includes emissions from three capital construction contracts using the higher tier methodology, and using actual data from these projects results in lower emissions when compared to spend.</p>
1.05	<p>Building on the improvements for Water Use in 2022/23, further minor improvements were made in 2023/24. This involved a better understanding that data is supplied based on billing periods. This allows data to be more reliably removed to prevent double counting a previous year's data where bill periods exceed the emissions reporting period.</p> <p>Data for Business Mileage by car remains good quality with 67.2% of data meeting the highest tier of methodology. This is a slight reduction from the 2022/23 period (71.9%) and remains limited as some employees cannot record their claims electronically which mandates fuel and engine size information. This is a known issue and is still in progress of being resolved.</p> <p>An employee travel survey was conducted in November and December 2023, with the aim of understanding barriers to more sustainable travel and improve the methodology used for employee commute emissions. However, a 10% response rate and erroneous travel data has rendered</p>

	<p>the responses unrepresentative of staff commute (as stated in the Environment and Economy Overview &amp; Scrutiny Committee, 11<sup>th</sup> June 2024). As a result, the original methodology for staff commute has been continued for 2023/24. A follow up employee travel survey with greater response rate will help to ensure the data is representative of the workforce.</p> <p>The majority of Procurement emissions continue to be calculated using spend-based methodology where council spend (£) is multiplied by an emission factor specific to a particular spend category. A significant change for the 2023/24 period is revised mapping of Flintshire County Council spend categories (Thompson) to the spend codes used in the emission calculation (SIC codes). This mapping exercise was carried out by Denbighshire County Council to more accurately and consistently allocate spend to a category.</p> <p>This has resulted in a 145.7% increase of spend being allocated to the calculation. Historically, spend has been omitted where no suitable category was identified. Emission factors were also updated in the 2023/24 period. For the categories where Flintshire County Council had spend, emission factors were 9.7% higher than the previous year. These two changes explain the significant increase in procurement and overall Council emissions, and demonstrates the inability to measure and monitor procurement emissions using this methodology.</p> <p>For 2023/24, a higher tier methodology was included in the calculation of some procurement emissions for the first time. The construction projects for Mynydd Isa, Croes Atti School, and Theatr Clwyd issued actual data of which Scope 1 and 2 emissions were applied to the Council's procurement calculation. Using this methodology calculates emissions as 321.9 tCO<sub>2</sub>e for these three projects. A spend-based approach would have calculated emissions as 10,190 tCO<sub>2</sub>e. This example and resulting emissions are not representative of all spend categories using a higher tier methodology, but does demonstrate the potential difference in outcomes and the progress being made by the Joint Procurement Business Partner employed jointly by Flintshire County Council and Denbighshire County Council.</p>
1.06	<p>2023/24 Emissions v 2018/19 Baseline Year and Targets</p> <ul style="list-style-type: none"> <li>- Building emissions have reduced 29.6% since 2018/19, aiming for a 35% reduction by 2024/25.</li> <li>- Mobility and Transport emissions have reduced 20.4% since 2018/19, aiming for a 50% reduction by 2024/25.</li> <li>- Procurement emissions have increased 112.2% since 2018/19, aiming for a 30% reduction by 2024/25.</li> </ul> <p>2023/24 Emissions v 2022/23 Emissions</p> <ul style="list-style-type: none"> <li>- Building emissions: Reduced 3.4%% (with a 9% YOY target)</li> <li>- Mobility and Transport emissions: Reduced 3.1% (with a 9% YOY target)</li> <li>- Procurement emissions: Increased 223.8% (with an 8% YOY target)</li> </ul>

	<p>Land-use Emissions</p> <ul style="list-style-type: none"> <li>- Our land is estimated to have removed 1,513 tCO<sub>2</sub>e</li> <li>- This figure continues using our baseline year's methodology and land use figures.</li> <li>- Data on Flintshire County Council's land type and size is currently being updated to acknowledge disposals, acquisitions, and land-use changes such as tree planting.</li> <li>- Alternative calculation methodologies are being investigated to allow for greater accuracy of carbon accounting and incorporate tree planting and felling data.</li> </ul> <p>Renewable Energy Generation</p> <ul style="list-style-type: none"> <li>- Total generation from renewables increased by 55.9% from the 2022/23 period with 5,486,409 kWh generated.</li> <li>- This improvement is mostly due to solar farms in Flint and Connaught's Quay completing their first full year of generation.</li> <li>- Generation across all solar farms has increased by 124.6% since 2022/23, with roof-mounted solar increasing by 11.37%.</li> <li>- Electricity generation from wind increase by 22%.</li> <li>- However, generation from Biomass has reduced 5.42% and Landfill Gas by 39.07% compared to 2022/23</li> </ul>
1.07	<p>Although positive steps have been made in measuring emissions in the Procurement theme, the spend-based methodology continues to present significant challenges as seen by the change in spend code mapping. This mapping change will not be applied to previous years in order to update the 2018/19 baseline, therefore, the theme's targets should be reviewed so it is possible to measure and monitor aspects the council has control and influence over.</p> <p>Removing procurement emissions from the council's carbon footprint does demonstrate the continued progress to reduce emissions and/or energy consumption from many sources it has control or direct influence over, although for 2023/24, no theme has met its year-on-year reduction targets. The Council's Climate Change Strategy is currently under review, and the 2023/24 emissions calculation and recent developments have identified considerations shown below.</p> <ul style="list-style-type: none"> <li>- Review the targets and internal reporting of procurement emissions.</li> <li>- Investigate the carbon emission impacts of leisure facilities returning to Council control.</li> <li>- Introduce improved Land Use methodology to better understand the gap to Net Zero Carbon and enable monitoring of land use change.</li> </ul>

<b>2.00</b>	<b>RESOURCE IMPLICATIONS</b>
2.01	



<b>3.00</b>	<b>CONSULTATIONS REQUIRED / CARRIED OUT</b>
3.01	Not Required/ None

<b>4.00</b>	<b>RISK MANAGEMENT</b>	
4.01	<p>There are risks when calculating carbon emissions that the quality or lack of raw data or the way in which it is processed and reported may reduce reliability through error or availability. To address this risk, the Climate Change team review the work in detail and is supported by neighbouring local authorities through peer review.</p> <p>Regarding the Carbon Emissions Update 2023/24 report, a key risk is poor communication of the council reporting its progress to Net Zero Carbon, which is compromised by procurement emissions out of the council's control and only considered an academic practice. This risk is addressed through <i>Image 2</i> in <i>Section 1.03</i> and further explanations throughout the report.</p> <p>Lower risks regarding communication includes poor use of terminology or presentation of data creating confusion or misunderstandings. To address this, language is carefully considered and a glossary at the end of the report is provided. Data is presented in simple tables and detailed further where it is felt useful for the reader.</p>	
4.02	<b>Ways of Working (Sustainable Development) Principles Impact</b>	
	Long-term	Positive: Scrutiny Committee will be informed of the council's progress towards Net Zero Carbon by 2030 as well as successes and challenges. In doing so the Committee will be able to scrutinise the results effectively.
	Prevention	Positive: The update will inform of emissions that have been prevented in the reporting year and how future emissions can be prevented by addressing issues identified.
	Integration	Positive: The Carbon Emission Update 2023/24 forms part of the carbon emission calculation, decarbonisation and reporting process, which in turn integrates with the following priorities under the Council Plan; Green Council, Ambitious Council and Supportive Council. It integrates with the public service board objectives in the Environment priority of the

		Wellbeing Plan as well as the Smart Access to Energy project in the North Wales Growth Deal. It also integrates with the Environment (Wales) Act 2016 and Welsh Government's decarbonisation of the public sector agenda.
	Collaboration	Positive: The update explains the progress made to introduce high tier methodologies into procurement, a result of collaboration between Flintshire and Denbighshire County Councils.
	Involvement	Positive: The update highlights the continued need to improve data quality which again includes staff commute and procurement to direct decarbonisation efforts and improve monitoring.
4.03	<b>Well-being Goals Impact</b>	
	Prosperous Wales	Positive: Decarbonising the council brings benefits of reduced energy costs, increased generation from renewables and greater control of activities through improved monitoring.
	Resilient Wales	Positive: Resilience can be increased through reduced energy demand and reliance on fossil fuels. Through the monitoring of emissions and data quality, we can improve decarbonisation strategies and target areas which are less resilient than others. Improved monitoring of land use in future will also bring climate resilience benefits.
	Healthier Wales	Positive: Realising progress towards Net Zero Carbon 2030 goals promotes positivity towards climate change helping to address related issues such as climate anxiety and stress. Addressing emissions from the local area (e.g., transport) will also benefit people's physical health.

	More equal Wales	Neutral: No impact identified.
	Cohesive Wales	Neutral: No impact identified.
	Vibrant Wales	Neutral: No impact identified
	Globally responsible Wales	Positive: The update reports on how the council is reducing its contribution to global warming through reduced emissions and makes recommendations on how to progress further.

<b>5.00</b>	<b>APPENDICES</b>
5.01	-

<b>6.00</b>	<b>LIST OF ACCESSIBLE BACKGROUND DOCUMENTS</b>
6.01	None

<b>7.00</b>	<b>OFFICER CONTACT DETAILS</b>
7.01	<b>Contact Officer:</b> Ben Turpin – Climate Change Project Officer <b>Telephone:</b> 01352 703393 <b>E-mail:</b> ben.turpin@flintshire.gov.uk

<b>8.00</b>	<b>GLOSSARY OF TERMS</b>
8.01	<p><b>Baseline Year:</b> The emissions that occurred in the period of 1<sup>st</sup> April 2018 – 31<sup>st</sup> March 2019 are what targets are based on and all future carbon emission calculations compared to.</p> <p><b>Carbon emissions:</b> Used interchangeably with greenhouse gas emissions; meaning emissions of carbon dioxide, methane etc from human and natural activities and sources. Wider greenhouse gas emissions are collectively calculated into a ‘carbon dioxide equivalent’ displayed as CO<sub>2</sub>e.</p> <p><b>Carbon Footprint:</b> A measurement of the council’s carbon emissions during a defined period of time, given as tonnes of carbon dioxide equivalent (tCO<sub>2</sub>e)</p> <p><b>Carbon sequestration:</b> the process involved in carbon capture and the long-term storage of atmospheric carbon dioxide.</p> <p><b>Decarbonisation –</b> Reduction of carbon emissions that result from an activity, material or product</p>

**Greenhouse Gas/ Carbon emissions:** Emissions of carbon dioxide, methane etc from human and natural activities and sources. Wider greenhouse gas emissions are collectively calculated into a 'carbon dioxide equivalent' displayed as CO<sub>2</sub>e.

**Methodology:** How the collected raw data used for carbon emission calculations is managed and rated in terms of its reliability. This is governed by Welsh Government.

**Net Zero Carbon –** Reduce carbon emissions and balance any that remain with carbon dioxide removal activities.

**Raw Data:** The most basic of data units used for carbon emission calculations. Examples include units of energy (kWh of electricity), vehicle type and mileage, tonnes of a particular waste, etc.

**Spend Categories:** A specific goods and services category within the procurement calculation which has an emission factor (kgCO<sub>2</sub>e per £ spent).

# Eitem ar gyfer y Rhaglen 6



## CLIMATE CHANGE COMMITTEE

<b>Date of Meeting</b>	Wednesday 8 <sup>th</sup> January 2024
<b>Report Subject</b>	Financing Climate Action
<b>Cabinet Member</b>	Collective Responsibility
<b>Report Author</b>	Chief Officer (Planning, Environment & Economy)
<b>Type of Report</b>	Operational

### EXECUTIVE SUMMARY

The Council has an ambitious climate change strategy and plan of action to move the Council towards becoming Net Zero Carbon by 2030. A large quantity of these actions will require capital and revenue resource from either internal or external sources. Due to the current financial challenges facing the public sector, there is a great deal of uncertainty and trepidation over the ability to fulfil the actions within the climate change programme.

This report looks at where the Council has been successful in financing climate action to date, and where potential sources of income for further action can be secured.

### RECOMMENDATIONS

1	To note the contents of the report.
---	-------------------------------------

### REPORT DETAILS

<b>1.00</b>	<b>EXPLAINING THE REPORT</b>
1.01	The Council has an ambitious climate change strategy and plan of action to move the Council towards becoming Net Zero Carbon by 2030. A large quantity of these actions will require capital and revenue resource from either internal or external sources. Due to the current financial challenges facing the public sector, there is a great deal of uncertainty and trepidation over the ability to fulfil the actions within the climate change programme.

	<p>This report outlines how previous Council climate action projects have been funded, and outlines further opportunities that could be considered for financing future projects.</p>
1.02	<p>In terms of energy efficiency works on the Council's non-domestic buildings, the Energy Conservation Unit ceased receiving a central capital allocation in 2012. Two main sources of funding have been used to undertake energy efficiency projects:</p> <p><b>Feed-in Tariff income</b></p> <p>These are generated by solar PV arrays (and a wind turbine) that have been installed at various buildings across FCC's estate. A certain price is paid by a supplier per unit of electricity generated by a building's solar array. For example, an array generates 5,000kWh of electricity in a year and a supplier pays 20p for each kWh unit – this results in a £1,000 payment from the chosen supplier to the generator.</p> <p>Feed-in-Tariffs exist on arrays that were installed between 2010 and 2019. This arrangement means that the building benefits from the free electricity that is generated, and the Energy Team collects the Feed-In Tariff to carry out further energy efficiency works.</p> <p>The Feed-In Tariff income is typically around £80,000p.a. and forms the largest part of the Energy Unit's budget each year – however, with some sites closing (Argoed HS, Mynydd Isa Infants) and arrays degrading with age this amount will decrease.</p> <p><b>Salix Recycling Fund</b></p> <p>Salix is wholly owned by the UK Government and operates as a Non-Departmental Public Body, under the sponsorship of the Department of Energy Security and Net Zero. Salix provides funding to the public sector to improve energy efficiency, reduce carbon emissions and lower energy bills. It's a form of spend-to-save; there is no upfront cost to the client – the initial amount of the loan is then repaid through the annual savings calculated to be made by the proposed technology.</p> <p>This is held by the Energy Unit and is a ring-fenced fund that was started in 2010. Any repayments go back into this fund to use for further energy efficiency schemes. Energy projects are identified within buildings based on the performance and needs of sites and then a proposal is taken to the site to gain agreement from the Site Representative.</p> <p>Since 2010 this has been used to deliver over £1.7m of projects consisting of: LED lighting, solar PV, insulation measures, swimming pool covers, cooling and heat recovery. In FY24/25 this fund sits at £75,000 of which there is a requirement to spend 75% of.</p> <p>Projects are selected based on several factors such as the energy intensity of a site, where works have been identified as being needed or suitable and by the sites themselves requesting works. However, budget formed by non-grant sources (i.e. the Feed-in Tariff) is not only used to fund energy efficiency projects but also for items such as the following:</p>

	<ul style="list-style-type: none"> <li>- Servicing of existing installations and recommended remedials.</li> <li>- Preparatory works (asbestos surveys, structural surveys, CDM services, feasibility studies).</li> <li>- Top up Salix funding to make paybacks more favourable for sites.</li> <li>- Minor works such as data cable runs, replacement ceiling tiles, pipework boxing, replacement actuators etc.</li> <li>- Support to other teams – biodiversity and pond creation, Greenfield Valley and waterwheel restoration.</li> <li>- Funds a technical support officer within the team.</li> </ul>
1.03	<p>Other sources of funding that have been utilised in the past:</p> <p><b>Wales Funding Programme (Salix)</b> – another form of Salix funding. This works in a similar way as the Recycling Fund detailed above, however, this must be applied for via the Salix Wales team rather than just drawn down from the Recycling Fund. The funding is provided by Welsh Government. This was formerly interest free, but from 24/25 a 2.05% interest rate is now applied.</p> <ul style="list-style-type: none"> <li>- £3.129m secured for First phase of LED streetlighting programme</li> <li>- £1.479m secured for Second phase of LED streetlighting programme</li> <li>- £0.123m – Energy efficiency works at Ty Dewi Sant</li> <li>- £0.130m - Energy efficiency works a Residential Care Homes</li> <li>- £0.030m - LED Lighting Upgrade, Ysgol Bryn Garth &amp; Penarlag CP</li> <li>- £0.110m – LED Lighting Upgrade, Elfed High</li> </ul> <p><b>Welsh Government’s Sustainable Communities for Learning Programme</b> which aims to invest in and improve educational facilities. To help meet the commitment to become a net zero carbon nation by 2050, Welsh Government requires all new school and college buildings, major refurbishment and extension projects to produce zero or negative carbon emissions as part of their operational energy (NZCio). This programme has supported current and upcoming school capital projects that are being built to NZCio including Mynydd Isa, Croes Atti, and Oakenholt.</p> <p><b>Welsh Government’s Integration and Rebalancing Capital Fund</b> Decarbonisation – The design of the scheme should aim to minimise the carbon impact of the building and as such it is expected that all reasonable efforts will be made to achieve net zero carbon in operation. This funding has been secured to contribute towards the development of the new Croes Atti care home built to Net Zero Carbon in operation.</p> <p><b>Renewable Heat Incentive (RHI)</b> (£10,000 p/a income) – applies to the 2no. biomass boilers that are located within schools. Payments are made based upon the amount of heat generated by the boilers which are supplied with wood chip or pellets. This primarily covers the costs to service and maintain the boilers.</p> <p><b>Low Carbon Heat Grant</b> (£160,000) – Welsh Government funding to install non-fossil fuel heat supplies. Will be used in this instance to install Air Source Heat Pumps at 2no. sites.</p>

	<p><b>Display Energy Certificates</b> (£10-15,000 p/a income) – both surveyors in the team are qualified to produce Display Energy Certificates, these are a requirement for public buildings. The team charge a fee per certificate produced.</p> <p><b>Repair and Maintenance allocation</b> – this is typically used to fund the annual servicing of heating controls at school sites. However, in 24/25 a larger amount (£250,000) was allocated to upgrade the heating controls across 28 school sites, this project is now coming to an end.</p> <p><b>Capital Programme on Invest to Save</b> – the Energy Unit have successfully delivered 4no. Solar farms at sites in Buckley, Connah’s Quay and Flint. The revenue generated by these goes towards repaying the initial amount and aids in the decarbonisation of the national grid.</p>
1.04	<p><b>Optimised Retrofit Programme (ORP)</b> is a whole house, pragmatic, approach to decarbonising existing homes. It takes into account the fabric or materials homes are made from and the way we heat and store energy. It also takes into account how energy reaches our homes. It is open to Registered Social Landlords (RSLs) and local authorities (LAs) to install a variety of home decarbonisation measures in existing social housing stock.</p> <p>An intention of ORP is to support the Welsh Housing Quality Standard 2023 as the Welsh Government and social landlords work towards establishing a new standard. The proposed new standard encourages landlords to consider issues around affordable warmth and decarbonisation across their whole stock to produce a plan for each home undertaking retrofit.</p> <p>There have been several phases of ORP funding, and the Council has been successful in securing funding from ORP 2.2 and ORP 3.</p> <p>ORP 2.2 proposed an Affordable Green homes scheme in Mostyn which delivered a comprehensive fabric first retrofit. After establishing the existing baseline through IES data testing, based on current usage and performance, a series of bespoke and innovative measures were implemented and monitored based on stock typology. A total of £3,984,922 was secured which benefited approx.. 196 homes.</p> <p>ORP 3 proposed schemes in Leeswood, Holywell and Alyn Meadow, including Intelligent Energy System &amp; Environmental Sensors, Solar PV / Cavity Wall Insulation, Low energy lighting, and Insulation with a total of £1,398,881 secured benefitting approx.. 294 homes over three iterations.</p> <p>On average, these schemes are lifting the Council’s domestic properties two full EPC bands with most achieving a minimum of EPC B, while ensuring tenants are not disadvantaged financially due to the changes in energy provision.</p>



1.05	<p>Various other grants and funds have been accessed on a one-off basis in the past including:</p> <p><b>Heat Network Delivery Unit funding</b> – feasibility study for the development of a heat network in Flint.</p> <p><b>Environment and Sustainable Development funding</b> – to install minor works such as insulation measures and to deliver Eco Schools workshops in schools.</p> <p><b>ORCS/ULEV funding</b> – funding from central and Welsh Government to aid in the rollout of EV charge points in public carparks, the Energy Unit have assisted Streetscene in delivering this.</p> <p>As well as a number of different Biodiversity/sustainability grants.</p>
1.06	<p><b>UK Shared Prosperity Fund (SPF)</b> has seen a number of successful projects to support local businesses within Flintshire to decarbonise:</p> <ul style="list-style-type: none"> <li>- FAST (Flintshire Sustainable Decarbonised Future) sought to: Undertake a comprehensive energy mapping exercise across all industrialists, to assess their current and future energy needs and accelerate the transition to Net Zero, Develop optional energy transition plans, Support the development of the decarbonisation roadmap, Support the development of the Land and Energy Investment Prospectus, Maximise knowledge transfer throughout the delivery chain, from early years education (STEM) to organisational collaboration.</li> <li>- The Flintshire Fund sought to provide and manage three grant funds to provide first stage support for businesses in their decarbonisation journey.</li> <li>- Flintshire Green Digital Academy providing expert evaluation and mentoring support to SMEs to improve their digital and Net Zero capabilities in line with their core business strategy, supporting businesses to accelerate efficiency, productivity, carbon reduction and to reduce costs.</li> <li>- Greenfield Valley Heritage Park Improvement Programme which included funding for carbon reduction plan and associated interventions.</li> </ul>
1.07	<p><b>Working in Collaboration</b></p> <p>Working in collaboration has assisted in maximising opportunities where there are commonalities in objectives and outcomes.</p> <p>The Council has a joint procurement service with Denbighshire County Council, and both Councils have commitments to reduce carbon emissions from their supply chains. In order to progress within this area, a dedicated resource was needed and this provided an opportunity for both Councils to contribute jointly towards the revenue costs of a dedicated role. This dedicated role is unique across the public sector and is accelerating the Council's progress with better understanding and reducing emissions from supply chain.</p>

	<p>The Council led a collaborative commission with other public sector organisations to procure the development of a ‘Climate Essentials’ E-learn module for employees. The collaboration developed following a call for evidence from the public sector to understand the current status of training provision and delivery. A number of Councils and Colleges were at a similar stage of need and were able to commit funds towards the project. The resulting training not only cost a small proportion of the total value, but has been developed to provide consistency in messaging and content across the region.</p> <p>The teams continue to network to identify opportunities for collaborative working within and outside of the public sector, across the region, and across the English border.</p>
1.08	<p><b>Working with Researchers</b></p> <p>The Council has demonstrated innovation by partnering up with academic institutions to find solutions to decarbonisation.</p> <ul style="list-style-type: none"> <li>- Work with University College London saw a research project installed at Wepre Park to understand the capabilities of a hydro power solution. If successful, the project would have seen the Council utilise a new innovative hydro power generator for the Visitor Centre at Wepre Park.</li> <li>- Work with Manchester University to develop a Carbon and Co-benefits tool to meet Welsh LA legislations, to replace the existing Integrated Impact Assessment (IIA). This work included development and piloting of the tool, employee and Councillor workshops, and showcasing within national networks. Further partnership working with Welsh Local Government Association (WLGA) will see support in training and governance for the effective integration of the tool within Council decision making.</li> </ul>
1.09	<p><b>Future Financing</b></p> <p>The teams across the Council continue to stay abreast of funding opportunities through networking and research.</p> <p>The Council are APSE Energy members and work closely with Welsh Government’s Energy service, both of which circulate funding opportunities regularly.</p> <p>Welsh Government funding is often released for specific decarbonisation projects, however projects need to be ‘shovel-ready’ to be procured and installed straight away due to the funding being communicated very late in the financial year. Funding will often be made open to bid for in the same financial year that it is required to be spent, which makes forward planning difficult.</p>
1.10	<p><b>Power Purchase Agreements for renewable energy installations</b></p> <p>An option that has been utilised by other Councils. Power purchase agreements (PPA) are increasingly being adopted to install renewable energy equipment such as solar photovoltaic panels without having to find upfront capital funding. A PPA is a long-term contract under which a</p>

	<p>business agrees to purchase electricity directly from an energy generator instead of purchasing electricity from the grid. The energy generator provides the capital funding for the renewable energy equipment, maintaining and monitoring it over the lifetime of the contract in return for the business agreeing to purchase energy at a reduced rate for typically 20 to 25 years. The rate paid for each unit of electricity is significantly less than the grid rate, typically 3 to 4 pence per kWh lower, and is indexed (usually to the RPI) to increase over the term of the contract. This provides a hedge against future electricity price rises and price shocks. At the end of the contract the business can typically buy the installation for a nominal amount such as £1 or require its removal.</p> <p>In addition to the free supply and installation of a renewable energy resource, advantages include financial certainty around energy costs for the long term via a fixed electricity price rising at an agreed rate, substantial energy cost savings, and reduced carbon emissions.</p> <p><b>Case Study - The City of London Authority</b></p> <ul style="list-style-type: none"> <li>● Signed a PPA with Voltalia for a 49 MW solar farm in Dorset.</li> <li>● Will save the City of London around £3 million in energy costs and provide half of its electricity demand.</li> <li>● PPAs are long-term electricity supply agreements between energy producers and consumers.</li> <li>● These contracts fix prices, protecting against market volatility and rising energy prices.</li> <li>● Energy performance contracts also save energy costs.</li> </ul>
1.11	<p><b>Workplace Parking Levy</b></p> <p>An annual fee for businesses with over a certain number of employee parking spaces. Revenue is used to improve public transport and active travel infrastructure, encouraging employees to leave their cars at home.</p> <p>The Council already operates a Workplace Parking Levy for employees at its main offices and this fee could subsidise carbon action.</p> <p><b>Case Study - Nottingham City Council</b></p> <ul style="list-style-type: none"> <li>• Annual fee for employers with over 11 parking spaces.</li> <li>• 7,840 tonnes of CO<sub>2</sub> saved since 2011.</li> <li>• £83 million raised, funding a major tram network extension and an expansion of the city's electric bus fleet.</li> <li>• City centre more attractive to employers thanks to public transport investment.</li> </ul>
1.12	<p><b>Climate Action Fund from Planning</b></p> <p>Such schemes have proven successful in other Councils. Further research could determine its suitability for Flintshire.</p> <p><b>Case Study - Milton Keynes</b></p> <ul style="list-style-type: none"> <li>● Uses Section 106 Agreements under the Town and Country Planning Act to require housing developers to pay £200/tonne of first year emissions per property.</li> </ul>

	<p><b>Case Study - South Gloucestershire</b></p> <ul style="list-style-type: none"> <li>• Uses the Community Infrastructure Levy to fund elements of its climate emergency action plan.</li> <li>• England and Wales - Planning obligations under Section 106 of the Town and Country Planning Act 1990 can be used to enforce developers to pay Local Authorities a fee to offset the 'planning gain' associated with property development.</li> <li>• The Community Infrastructure Levy (CIL) can also be levied by local authorities on new development in their area. The mechanism is already available to all councils – South Gloucestershire simply decided to use it for green purposes.</li> </ul>
1.13	<p><b>Community Municipal Bonds</b> Schemes have been successful in other Councils. Further research could determine feasibility for use within Flintshire.</p> <p><b>Case Study - Swindon Borough Council</b></p> <ul style="list-style-type: none"> <li>• Raised over £4.2 million for two solar farms.</li> <li>• Now power over 1,200 homes and provide a return on investment of ~ 6% annually.</li> </ul> <p><b>Case Study - West Berkshire Council</b></p> <ul style="list-style-type: none"> <li>• The green bond attracted over 840 investors and reached its £1 million target 5 days early.</li> <li>• Municipal bonds are a model of public sector crowdfunding.</li> <li>• The bonds in both case studies were issued in partnership with Abundance Investment, an online crowdfunding platform regulated by the Financial Conduct Authority.</li> <li>• Allows the risks and costs of low-carbon investment to be shared.</li> </ul>
1.14	<p>Officers across the Council continue to horizon scan and network so they are aware of funding opportunities when they become available, and where possible develop 'shelf ready' projects that can be used for funding applications at short notice. There should be consideration for innovation when considering future funding opportunities as outlined above.</p>

<b>2.00</b>	<b>RESOURCE IMPLICATIONS</b>
2.01	<p>The current climate change strategy review allows the opportunity to reflect on the impact of climate action already taken and the cost benefit of this work to determine a high level cost £/kgCO<sub>2</sub>e. This will assist in determining high level cost estimates for actions where more accurate methodologies do not exist.</p> <p>The review also gives the opportunity to review reduction target trajectories and determine a 'best case scenario' where the resources are readily available to the Council, as well as a trajectory based on the direction of travel reductions have taken over the past 5 years with known funding sources.</p>

<b>3.00</b>	<b>CONSULTATIONS REQUIRED / CARRIED OUT</b>

<b>4.00</b>	<b>RISK MANAGEMENT</b>
4.01	The suggested sources of funding within this report, and continued horizon scanning for developing funding opportunities will serve as mitigation towards the Corporate risk ' <i>RPE11 – Affordability of the Council being able to achieve its net zero carbon goal. Inability to commit or attract sufficient resource to coordinate the programme and deliver on projects, leading to opportunities not being maximised, actions not delivered and benefits not realised.</i> '

<b>5.00</b>	<b>APPENDICES</b>
5.01	None

<b>6.00</b>	<b>LIST OF ACCESSIBLE BACKGROUND DOCUMENTS</b>
6.01	-

<b>7.00</b>	<b>OFFICER CONTACT DETAILS</b>
7.01	<b>Contact Officer:</b> Alex Ellis – Climate Change Programme Manager <b>Telephone:</b> 01352 703112 <b>E-mail:</b> alex.ellis@flintshire.gov.uk

<b>8.00</b>	<b>GLOSSARY OF TERMS</b>
8.01	<p><b>Carbon emissions:</b> Used interchangeably with greenhouse gas emissions; meaning emissions of carbon dioxide, methane etc from human and natural activities and sources. Wider greenhouse gas emissions are collectively calculated into a 'carbon dioxide equivalent' displayed as CO<sub>2</sub>e.</p> <p><b>Carbon Footprint:</b> A measurement of the council's carbon emissions during a defined period of time, given as tonnes of carbon dioxide equivalent (tCO<sub>2</sub>e)</p> <p><b>Decarbonisation –</b> Reduction of carbon emissions that result from an activity, material or product</p> <p><b>Greenhouse Gas/ Carbon emissions:</b> Emissions of carbon dioxide, methane etc from human and natural activities and sources. Wider</p>

greenhouse gas emissions are collectively calculated into a 'carbon dioxide equivalent' displayed as CO<sub>2</sub>e.

**Methodology:** How the collected raw data used for carbon emission calculations is managed and rated in terms of its reliability. This is governed by Welsh Government.

**Net Zero Carbon:** Emissions of greenhouse gases are balanced by the removal of greenhouse gases from the atmosphere such as by trees, peatland and carbon capture and storage technologies.

# Eitem ar gyfer y Rhaglen 7



## CLIMATE CHANGE COMMITTEE

<b>Date of Meeting</b>	Wednesday 8 <sup>th</sup> January 2025
<b>Report Subject</b>	Climate Change Strategy Review update
<b>Cabinet Member</b>	Collective Responsibility
<b>Report Author</b>	Chief Officer (Planning, Environment & Economy)
<b>Type of Report</b>	Operational

### EXECUTIVE SUMMARY

The climate change strategy has been under review this financial year with a number of internal and external workshops and engagements taking place with officers across all levels; Academi, public survey, public engagement events and Member workshops.

The key messaging from this engagement will be reflected within the reviewed strategy.

This report details the activities that have been delivered as part of the review, and outlines the key messaging coming from this engagement.

### RECOMMENDATIONS

1	To update the Committee on the status and progress with the Climate Change strategy review, key themes and messaging, proposed changes, and timescale for draft strategy.
---	---

### REPORT DETAILS

<b>1.00</b>	<b>EXPLAINING THE REPORT</b>
1.01	<p>As detailed within the Climate Change Strategy, a review of the strategy was planned to take place over 2024-25.</p> <p>As part of this process, from June – November 2024, the Climate Change team have been engaging with internal and external stakeholders. This engagement has helped to shape the revised strategy to ensure that the Council is meeting the needs of its stakeholders and that there is buy in</p>

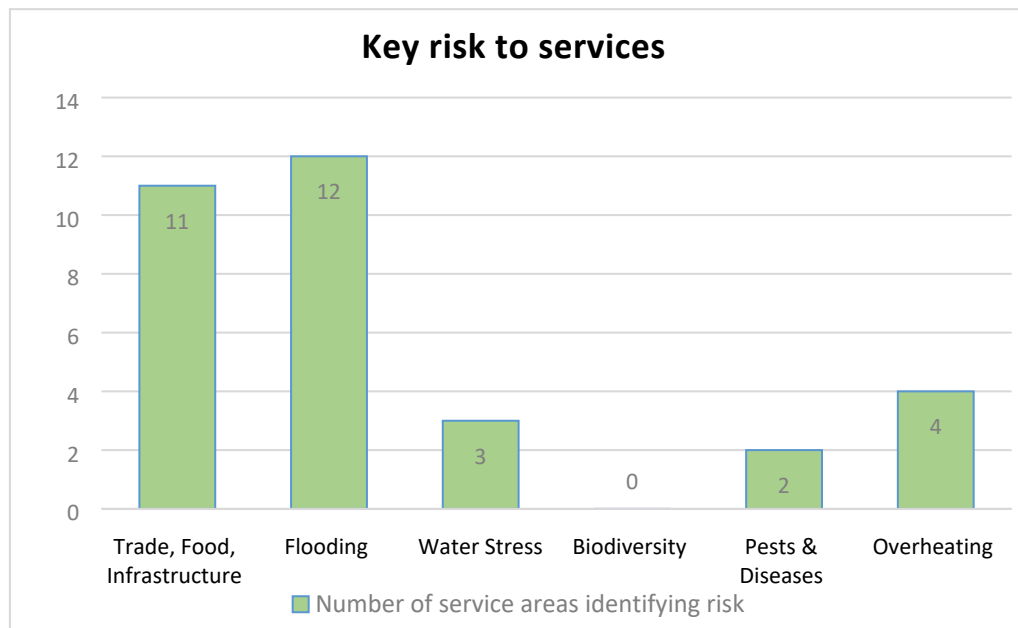
from our stakeholders in driving the strategy forwards and reaching the Council's aims and ambitions, while providing the most impact and support for the wider county of Flintshire.

1.02

### Senior Leaders

In June, a workshop was held at Senior Leaders Academi. Within this session Senior Leaders considered progress within the programme to date, and focussed on climate risk and how their services could be adapted to mitigate the impacts of a changing climate.

The feedback from the breakouts was grouped into the main climate risk areas and could be divided as per the graph below.



This demonstrates the perception of the biggest risk areas to delivery of Council services, and the comments provided will be included within a new Climate risk section within the revised strategy.

This workshop was followed up by a session within each Service's Management team meetings. Managers were asked to advise areas that they liked or disliked about the current strategy. Key themes from this were:

- Positive that we have a strategy that is educating and driving change
- Scale of resource available means that change, particularly transport, is going to be slow
- Frustration in relation to waiting for Corporate colleagues to action matters
- The changes in methodology skew the figures in the carbon footprint so that it is difficult to see the positive action that has been taken

Managers were then asked what should be done next to drive change:

- Celebrate achievements that have happened to date – build momentum
- Use simple easy to understand language
- Need to develop transport policies and strong school travel plans to



	<ul style="list-style-type: none"> <li>- try and change employee and parental behaviour (schools)</li> <li>- Resource it better</li> </ul> <p>Finally, Managers were asked what they considered their role to be in achieving NZC:</p> <ul style="list-style-type: none"> <li>- In Policy/strategy development</li> <li>- Pushing the message through my teams and networks</li> <li>- Fully embracing hybrid and paperless working</li> <li>- Securing funding to implement projects in my service that support net zero carbon aims.</li> <li>- Plant more trees.</li> </ul>
1.03	<p><b>Elected Members</b></p> <p>In July, a workshop was held with Elected Members. This workshop was attended by 21 Members. The session was precluded by an introduction to climate change and the impacts on Council services, international, national and local policy, and action taken to date. Members considered each of the themes within the strategy (Buildings, Mobility &amp; Transport, Procurement, Land Use and Behaviour) and what actions they felt should be prioritised or if there were actions that had not been included that should be. Comments included the need to push Welsh Government to change policy and provide resource to support net zero, invest in public transport system, and provide better incentives for land use.</p> <p>The session closed with the question ‘What is your role as an Elected Member in achieving the Council’s net zero carbon goal?’. Responses reflected the need for Members to communicate events and information to their communities in order to encourage them to take climate action.</p>
1.04	<p><b>Cross-departmental engagement</b></p> <p>Workshops were held for each of the Officer Working groups for the strategy themes: Buildings, Mobility &amp; Transport, Procurement, Land Use and Behaviour.</p> <p>These workshops looked at the action plan in detail to determine what actions were still relevant, what actions needed to be reviewed and updated, and what new actions needed to be considered for inclusion.</p> <p>These were the main points highlighted:</p> <ul style="list-style-type: none"> <li>- Unfunded and low resource to achieve objectives - there has to be an honest understanding</li> <li>- Challenging economic climate</li> <li>- Not too much to dislike - case of refinement</li> <li>- Ease of communication for a broader/younger audience is highlighted on a number of occasions as well as celebrating achievements</li> <li>- Risk Assessment/Register to identify vulnerabilities in services/assets</li> <li>- Land retention has been picked up. How do we better identify its value to communities and council to prevent its sale</li> <li>- Need to further understand the wider benefits of actions within business cases (community benefit, capital/cost saving, carbon reduction, etc.)</li> </ul>

	<ul style="list-style-type: none"> <li>- Societal benefits/ supporting vulnerable people should be a clear focus of climate action (energy efficiency/affordability)</li> </ul> <p>Further workshops with these groups will look at a revised trajectory for NZC and revised milestones to meet interim targets.</p>
1.05	<p><b>External and Public Engagement</b></p> <p>In terms of public engagement, the team have carried out a number of public events throughout the year including: Mold market, Earth Day, First Fridays Hope, Flint Pride, Net Zero Week and Wales Climate week. Within these events the public were asked what was important to them and how climate action could positively support these factors. They were also asked what they thought should be included within the Climate Change strategy.</p> <p>A public survey was open from 22<sup>nd</sup> August to 4<sup>th</sup> October and received 201 responses with over 700 written pieces of feedback.</p> <p>85% of respondents felt that the Council should be taking action on climate change. Main societal issues they would like to see improved through climate action were: Public transport, air quality and cost of living. Questions then moved into the specific themes of the strategy and what action they felt should be prioritised in each of these areas. Key feedback focussed on: Adapting buildings for the future, improving transport infrastructure, keeping suppliers local, promoting sustainable farming and providing training/information for the public.</p> <p>As well as the Climate change strategy review survey, questions relevant to the Council's climate action were included in the Council's 'Council Plan' public survey. Responses from this survey focussed on prioritisation of public facing climate action, rather than focussed on action that solely improves the Council's footprint. For example, improving public transport was ranked higher than decarbonising the Council's own fleet vehicles.</p> <p>A workshop was also held with the Flintshire &amp; Wrexham Joint Public Services Board (PSB) Communities Board to gain feedback on the current strategy, and to consider a joined up approach to identifying climate risks and adaptation. Following this session, the PSBs across North Wales have agreed to progress a regional approach to climate risk assessment which the Council will continue to contribute towards.</p>
1.06	<p><b>Engagement with Young People</b></p> <p>A number of activities were carried out with young people as part of the review engagement. Hawarden High Pride event, Ysgol Maes Glas consultation and an event with Young Flintshire.</p> <p>The workshop at Ysgol Maes Glas provided engagement from younger members of the county (Yrs 2 – 6) who fed back to us on things that were important to them. They felt that: Making buildings ready for climate impacts, active travel getting to and from school, better recycling, planting urban trees, and local sustainable food, were actions that they thought should be prioritised.</p> <p>The Young Flintshire event saw 25 participants representing 11 Secondary education schools and Youth Council (Young Carers). Young people fed</p>

	<p>back on their thoughts on the current strategy and what they would like to see changed/improved. They voted for societal issues they felt were most important to them and Mental health &amp; wellbeing, Cost of living, Health care and Climate change ranked highest. They then split into break outs and looked at each of the strategy's themes to determine what they thought should be included in these themes and provides their thoughts on action the Council had taken to date. Most important action to them was: Moving away from fossil fuel heating, public transport, urban trees, local sustainable food, solar/wind on land, and school climate action.</p>
1.07	<p>Throughout the review process over 400 people have been engaged from a number of stakeholder groups.</p> <p>To summarise all engagement carried out these are the headline points for consideration in the revised strategy:</p> <ul style="list-style-type: none"> <li>- More information/education and communication – around climate change, actions, benefits and support to drive acceptance and culture change.</li> <li>- Improved/more efficient Public transport – recurring theme throughout all engagement.</li> <li>- Cost to the public (how action is funded and transparency) – regarding climate change mitigation</li> </ul>
1.08	<p><b>Strategy Structure/Elements</b></p> <p>Summarised feedback on the current strategy has been labelled with Must/Should/Could, and referenced within PESTLE (Political, Environmental, Social, Technological, Legal, Economic).</p> <ul style="list-style-type: none"> <li>- Elements of the strategy are unfunded/low resource and needs to be honest stating the gaps – Political, Economic, Technological (Should)</li> <li>- Needs to be more communicative, building wider understanding and celebrating achievements (keep simple: Funding Source/ Action/ Benefits) – Political, Social, Economic (Must)</li> <li>- Greater focus on Societal Benefits from council action (E.g. vulnerable people, cost savings, health) – Can these lead the conversation more than carbon reduction? – Political, Social, Economical (Should)</li> <li>- Accessible format of strategy, especially for young people – Social, Legal (Must)</li> <li>- Show Asset-based pathways to decarbonise (show how buildings and other assets will be decarbonised and when) – Economic, Technological, Environmental (Could)</li> <li>- Better data to provide clearer understanding of opportunities and monitoring (Assets, paper use, etc.) – Economic, Technological (Must)</li> <li>- Greater Cross-departmental collaboration - (All) (Must)</li> <li>- Carbon data split by portfolio to engage and focus all areas of the Council – (All) (Should)</li> <li>- Mapping of achievements across the county – Political, Social, Technological Economic (Could)</li> <li>- Impact on council tax with rising climate action (public relate their council tax going towards carbon reduction, and should be spent</li> </ul>

	better – need to better explain funding) – Political, Economic, Social (Should)
1.09	<p><b>Climate Actions</b></p> <p>Summarised feedback on climate actions within the strategy has been labelled with Must/Should/Could, and referenced within PESTLE (Political, Environmental, Social, Technological, Legal, Economical).</p> <ul style="list-style-type: none"> <li>- Reviewing of actions to address priority conflicts with services – Political, Economic, Social (Must)</li> <li>- Include a Climate Change Risk Assessment (at a service level helping to drive culture change)– Likely all (Must)</li> <li>- Engage with planning policy – Likely all (Should)</li> <li>- Community Group engagement widening influence and resource – Economic, Social (Should)</li> <li>- Climate Champion role across council to support teams and grow culture – Social (Should)</li> <li>- Strong response on the need for Public Transport &amp; Active Travel Infrastructure (stronger emphasis in Strategy and actions – what can we do?) – Political, Economic, Social, Technological, Environmental (Must)</li> <li>- Drop-in regional workspaces to reduce travel emissions/support flexible working - Political, Environmental, Social (Could)</li> <li>- Climate policy override decisions – Likely all (Could)</li> <li>- Utilise Universities for R&amp;D – Political, Economic, Technological (Could)</li> <li>- Regular communication directly to members (Benefits &amp; Actions Done) – Political, Social (Must)</li> </ul>
1.10	On conclusion of the engagement phase of the strategy review, the carbon actions, reduction trajectories based on past reductions and best case scenario, and where possible financial implications, will be reviewed for input into the draft revised climate change strategy.

<b>2.00</b>	<b>RESOURCE IMPLICATIONS</b>
2.01	Resource implications will be determined on a project by project basis through development of a business case.

<b>3.00</b>	<b>CONSULTATIONS REQUIRED / CARRIED OUT</b>
3.01	As detailed in the report content.

<b>4.00</b>	<b>RISK MANAGEMENT</b>
4.01	<p>The reviewed Climate Change Strategy allows the opportunity for the Council to refresh and revise its action plan while considering mitigation of the following Corporate risks:</p> <ul style="list-style-type: none"> <li>- RPE11 Affordability of the Council being able to achieve its net zero carbon goal due to inability to commit or attract sufficient resources.</li> <li>- RPE36 – Inability to achieve the Council’s goal of net zero carbon and non conformance with Welsh government requirements due to advances in calculation methodologies and technological improvements.</li> <li>- RPE37 – Unable to meet climate change initiatives by designated deadlines leading to reputational damage for the Council.</li> <li>- RPE46 – Inability of the Council to identify the risks associated with the impacts of climate change, causing risk to resilience of Council services and its commitments and the ability to adapt to a changing climate.</li> <li>- RPE55 – Inability of the Council to cost its carbon reduction strategy causing issues with identification and commitment of funds to realise the actions needed to become a net zero carbon Council.</li> </ul>

<b>5.00</b>	<b>APPENDICES</b>
5.01	<ol style="list-style-type: none"> <li>1. Climate Change Strategy Review Milestone Plan</li> <li>2. Public survey report</li> </ol>

<b>6.00</b>	<b>LIST OF ACCESSIBLE BACKGROUND DOCUMENTS</b>
6.01	-

<b>7.00</b>	<b>OFFICER CONTACT DETAILS</b>
7.01	<p><b>Contact Officer:</b> Alex Ellis – Climate Change Programme Manager  <b>Telephone:</b> 01352 703112  <b>E-mail:</b> alex.ellis@flintshire.gov.uk</p>

<b>8.00</b>	<b>GLOSSARY OF TERMS</b>
8.01	<p><b>Carbon emissions:</b> Used interchangeably with greenhouse gas emissions; meaning emissions of carbon dioxide, methane etc from human and natural activities and sources. Wider greenhouse gas emissions are collectively calculated into a ‘carbon dioxide equivalent’ displayed as CO<sub>2</sub>e.</p> <p><b>Carbon Footprint:</b> A measurement of the council’s carbon emissions during a defined period of time, given as tonnes of carbon dioxide equivalent (tCO<sub>2</sub>e)</p>

**Decarbonisation** – Reduction of carbon emissions that result from an activity, material or product

**Greenhouse Gas/ Carbon emissions:** Emissions of carbon dioxide, methane etc from human and natural activities and sources. Wider greenhouse gas emissions are collectively calculated into a 'carbon dioxide equivalent' displayed as CO<sub>2</sub>e.

**Methodology:** How the collected raw data used for carbon emission calculations is managed and rated in terms of its reliability. This is governed by Welsh Government.

**Net Zero Carbon (NZC):** Emissions of greenhouse gases are balanced by the removal of greenhouse gases from the atmosphere such as by trees, peatland and carbon capture and storage technologies.

## Milestone plan for the 2024/25 review of the Climate Change Strategy

Date	Activity	Status Update
10 <sup>th</sup> June 2024	<b>Academi Senior Leaders</b> <ul style="list-style-type: none"> <li>- To review areas of progress and areas for improvement</li> <li>- To introduce Climate Adaptation, Risk &amp; Resilience - identify risks within wider county and start to consider mitigation actions</li> </ul>	Completed.
11 <sup>th</sup> July 2024	<b>Elected Members Workshop</b> <ul style="list-style-type: none"> <li>- To review areas of progress and areas for improvement</li> <li>- To introduce Climate Adaptation, Risk &amp; Resilience</li> </ul>	Completed.
Tudalen 35 <sup>th</sup> June <b>Communities</b>	<b>Flintshire &amp; Wrexham Joint PSB – Communities Board</b> <ul style="list-style-type: none"> <li>- To review areas of progress and areas for improvement</li> <li>- To introduce Climate Adaptation, Risk &amp; Resilience - identify risks within wider county and start to consider mitigation actions</li> </ul>	Communities workshop completed. Agreed action for PSBs to progress a regional climate risk assessment. AE to attend future meetings to steer and feed into this programme of work.
Aug/Sept 2024	<b>Online ‘launch’ Survey - “We’re reviewing the strategy”</b> <ul style="list-style-type: none"> <li>- What do you like?</li> <li>- What do you not like?</li> <li>- What would your dream strategy be?</li> <li>- Want to stay involved in the review?</li> </ul>	Completed.  Survey was open from 22 <sup>nd</sup> August – 4 <sup>th</sup> October and received 201 responses with over 700 written pieces of feedback.

Date	Activity	Status Update
<p><b>June/July/Aug/Sept 2024</b></p>	<p><b>Community Engagement Workshops</b></p> <ul style="list-style-type: none"> <li>- Stall at Mold market</li> <li>- Earth Day event</li> <li>- Community talk in Hope</li> <li>- Flint Pride event</li> <li>- Net Zero week events</li> <li>- Wales Climate week events</li> </ul>	<p>Completed.</p>
<p><b>Oct/Nov 2024</b></p> <p style="writing-mode: vertical-rl; transform: rotate(180deg);">Bundalen 40</p>	<p><b>Themed Working Groups, Portfolio Workshops, PEE Extended Management Team</b></p> <ul style="list-style-type: none"> <li>- To feedback on ideas relevant to portfolio/theme coming out of: Corporate self assessment, employee travel survey, recommendations from other CC committee reports, public engagement, Climate UK score card, contextual analysis work, Audit Wales report, Internal audit report, other WG updated docs since strategy created – social services route map, adaptation, etc</li> <li>- To review actions relevant to portfolio/theme - keep, change, extend, accelerate, remove</li> <li>- To review carbon performance indicators on staff commuting and business travel and feedback employee travel survey results</li> <li>- Key questions to encourage thinking for service contribution to refreshed strategy focusing on 2025/26 and 2026/27 and onto 2030</li> <li>- To assess climate risks and mitigation relevant to portfolio/theme</li> </ul>	<p>Completed.</p>



Date	Activity	Status Update
Nov 2024	<p><b>COT progress update</b></p> <ul style="list-style-type: none"> <li>- To feedback on public engagement &amp; portfolio workshops</li> <li>- Contextual Analysis - policy, financial, legal and practical factors To inform refreshed strategy scope and structure To inform must, should, could actions for inclusion</li> </ul>	Behind schedule due to rearranged DMT workshops, however booked onto FWP for 9 <sup>th</sup> Jan.
Nov 2024	<p><b>Climate Change Committee progress update</b></p> <ul style="list-style-type: none"> <li>- To feedback on public engagement &amp; portfolio workshops</li> <li>- Contextual Analysis - policy, financial, legal and practical factors To inform refreshed strategy scope and structure To inform must, should, could actions for inclusion</li> </ul>	As above, but scheduled for 8 <sup>th</sup> Jan Committee meeting.  Recommendation for Committee workshop in Feb.
By end of August 2024	<p><b>Financial Modelling 2025/26 and 2025/26-2027/28</b></p> <ul style="list-style-type: none"> <li>- 2025/26 – for entry into budget process - by end of August</li> <li>- 2025/26-2027/28 - for entry into MTFS - by end of August</li> </ul> <p>What has been delivered already and carbon saving done, took cost for carbon that has been reduced already and applied to future cost. £48mill to get to NZC, for £19mill to get to expected.</p>	In progress
	<p><b>Capital Assets Programme Board (?) / COT engagement on 2024/25 budget and MTFS papers</b></p> <ul style="list-style-type: none"> <li>- Recommendation for entry into 2024/25 budget and MTFS</li> </ul>	In progress

Tudalen 11

Date	Activity	Status Update
<p><b>Nov 2024</b></p> <p style="writing-mode: vertical-rl; transform: rotate(180deg);">Tudalen 42</p>	<p><b>Communication plan and draft press release/ messages</b></p> <ul style="list-style-type: none"> <li>- <b>You said we did public survey report</b></li> <li>- In the Revised strategy it will be clear that there is loads more to do if we are to meet our net zero carbon and supply chain targets</li> <li>- We are going to be upfront on acknowledging the gap between known pathway to achievement and target e.g. buildings we know we can get to 30% reduction but the target is 60%</li> <li>- Still NZC2030 but as ambition rather than target. Appendix with challenges for achieving targets. Supply chain remains separate target.</li> <li>- We need to be on front foot in terms of communication messages on this</li> </ul>	<p>In progress</p> <p>Key messaging out of public engagement in terms of their priorities and reflecting this in the revised strategy.</p> <p>Key messaging out of internal engagement and reflecting this in the revised strategy.</p>
<p><b>Dec 2024</b></p>	<p><b>Targets and 2030 Pathways - Review of targets and pathways listed in the strategy with internal subject matter experts</b></p> <ul style="list-style-type: none"> <li>- Confirming tables on performance to date, 2030 target, known achievement pathway, explanation on constraints to explain gap</li> </ul>	<p>In progress.</p> <p>Research into SBTi pathway and targets. Known achievement pathway with forward trend.</p>
<p><b>Dec 2024</b></p>	<p><b>New Indicators / methodologies</b></p>	<p>In progress in line with above, tying in Council plan priorities and updated corporate</p>

Date	Activity	Status Update
	<ul style="list-style-type: none"> <li>- confirming any new indicators with internal subject matter experts</li> <li>- collating base line and 2030 targets</li> </ul>	strategies since original strategy was developed.
<b>Jan 2025</b>	<b>Themed Working Groups sense check</b> <ul style="list-style-type: none"> <li>- To review updated targets, pathways, milestones</li> </ul>	Scheduled for mid-end Jan.
<b>Jan 2025</b>	<b>Financial Modelling- up until 2030</b> <ul style="list-style-type: none"> <li>- Up until 2030- for sensible text for the strategy</li> <li>- High level costings for 7 years of programme to strategy doc</li> </ul>	
<b>Feb 2025</b>	<b>Update Strategy Document including writing any new sections as required</b>	
<b>Mar 2025</b>	<b>COT update</b> <ul style="list-style-type: none"> <li>- To review the drafted strategy document</li> </ul>	Scheduled on FWP for 5 <sup>th</sup> Feb
<b>Mar 2025</b>	<b>Climate Change Committee update</b> <ul style="list-style-type: none"> <li>- To review the drafted strategy document</li> </ul>	Scheduled on FWP for 26 <sup>th</sup> March, with workshop in Feb.

Tudalen 43

Date	Activity	Status Update
<b>Mar 2025</b>	<b>Update Strategy document following feedback from COT &amp; CC Committee</b>	
<b>Apr 2025</b>	<b>Environment &amp; Economy Overview &amp; Scrutiny Committee</b> <ul style="list-style-type: none"> <li>- Recommendation to adopt updated strategy</li> </ul>	
<b>Apr 2025</b> <small>Todalenn 44</small>	<b>Final revision of strategy, Welsh translation &amp; send to Design team</b>	
<b>Apr 2025</b>	<b>Cabinet</b> <ul style="list-style-type: none"> <li>- Recommendation to adopt updated strategy</li> </ul>	
<b>Apr 2025</b>	<b>Council</b> <ul style="list-style-type: none"> <li>- Recommendation to adopt refreshed strategy</li> </ul>	

Flintshire County Council's  
Climate Change Strategy Review  
Public Engagement  
November 2024

## Contents

Background.....	3
Public Engagement Survey .....	3
Summary of Results.....	4
Council Plan Public Survey.....	9
Environmental Questions Responses .....	9

## Background

Flintshire's Climate Change Strategy was adopted in March 2022. This strategy is now being revised as we reach 2 years of programme delivery.

This engagement was carried out to help shape the revised strategy to ensure that the Council is meeting the needs of its stakeholders and that there is buy in from our stakeholders in driving the strategy forwards and reaching the Council's aims and ambitions, while providing the most impact and support for the wider county of Flintshire.

The online public survey was launched in August 2024 and a public event in September 2024 asking for members of the public's feedback on how the current strategy could be improved and ways the council can improve on delivering Net Zero by 2030. There was also initial feedback on increasing resilience to the impacts of climate change in Flintshire.

At the same time, the Council also launched a public survey on the 'Council Plan'. Elements of that survey were relevant to the climate change programme and therefore those results have been included in this survey report.

## Public Engagement Survey

A survey produced through Give My View was live between 22<sup>nd</sup> August and 4<sup>th</sup> October 2024, to gather feedback on the year 2 revised Climate Change Strategy. The survey was promoted through Flintshire's social pages and internal communications with staff through Workforce News.

Our Connect Centre's were informed of the survey launch, and computers were made available for anyone who wished to complete the survey.

The Climate Change team would like to thank everyone who took the time to complete the survey and provided invaluable feedback. The results are outlined below.

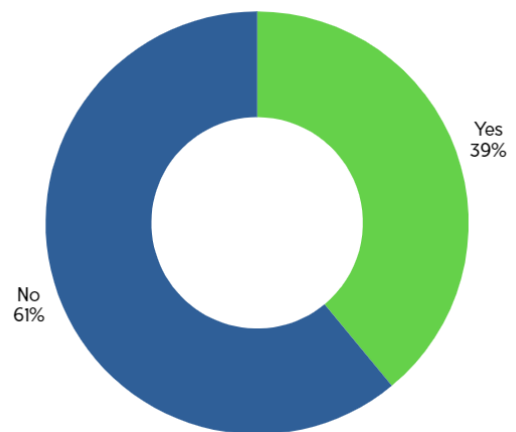
## Summary of Results

201 people responded	340 visits to the project
701 written pieces of feedback	99% of responses in English / 1% in Welsh

### Question 1: Have you read our strategy or visited our climate change webpage?

Responses to this question are outlined in the below table. Majority of respondents had not read the Climate Change Strategy or visited the webpage. Respondents were provided the link to the strategy webpages for information.

Responses	Number of Respondents	Percentage of Respondents
Yes	78	39%
No	123	61%
<b>Total</b>	201	

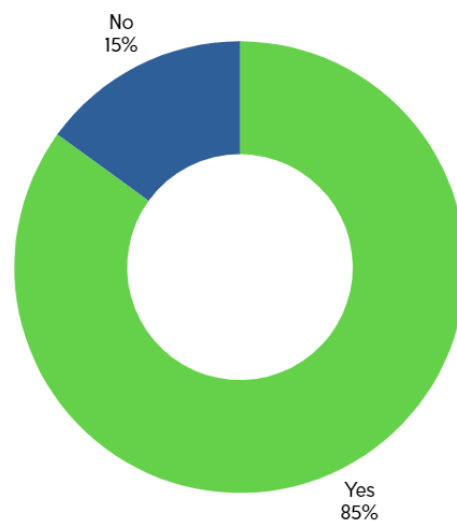


### Question 2: Should the council be acting on climate change?

This question was added after the launch of the survey, resulting in some participants not having access to the question at the time of completion.

Responses to this question are outlined in the below table. Majority of respondents do believe the council should be acting on climate change.

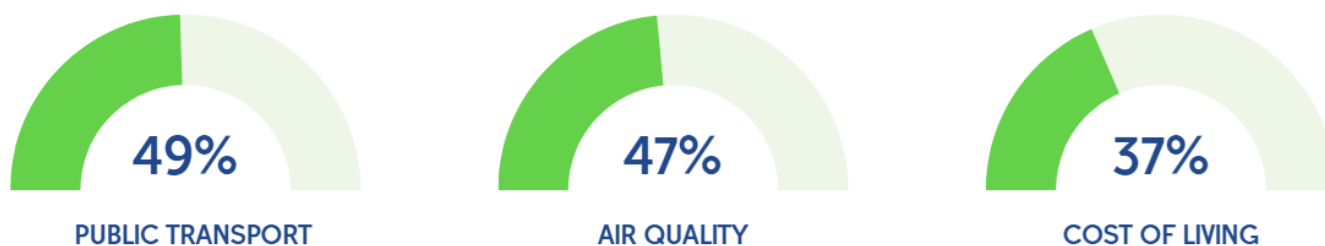
Responses	Number of Respondents	Percentage of Respondents
Yes	55	85%
No	10	15%
<b>Total</b>	78 viewed	





### Question 3: Choose the societal issues you want improved through climate action?

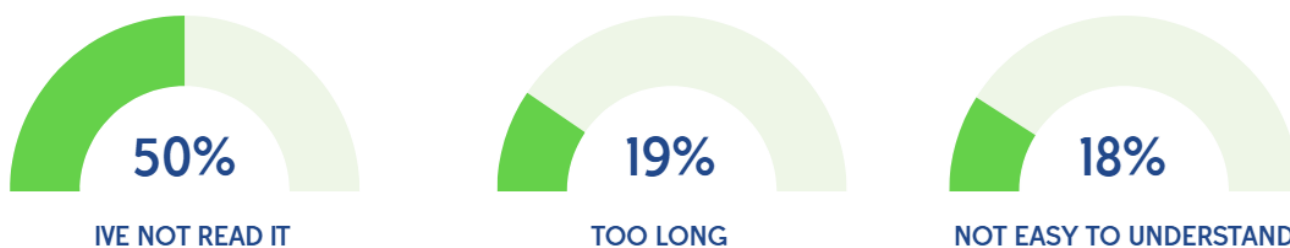
Respondents were given the ability to pick their top three most important societal issues to them, Responses to this question are outlined in the below table. Majority of respondents stated that public transport, air quality and the cost of living are the areas that they would like to see improved through climate action.



Responses	Number of Respondents	Percentage of Respondents
Public Transport	85	49%
Air Quality	82	47%
Cost of Living	64	37%
Fuel Poverty	61	35%
Housing	48	27%
Health & Mental Wellbeing	48	27%
Education	35	20%
Inequality	35	20%
<b>Total</b>	<b>175</b>	

### Question 4: What do you like and/or dislike about our Climate Change Strategy?

Respondents were given the ability to pick the top three aspects that were most important to them. Responses to this question are outlined in the below table. Majority of respondents stated that they haven't read it.

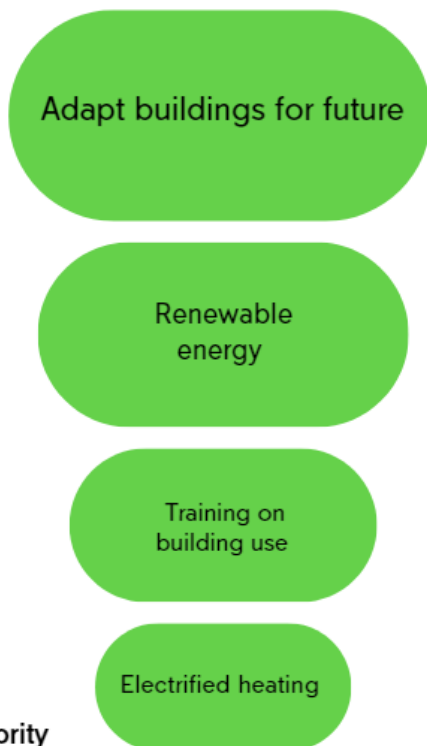


Responses	Number of Respondents	Percentage of Respondents
I've not read it	78	50%
Too Long	30	19%
Doesn't go far enough	28	18%
Actions are clear	26	17%
Informative & understandable	25	16%
Not easy to understand	24	15%
Not accessibility friendly	19	12%
Engaging	15	10%
<b>Total</b>	<b>155</b>	

### Question 5: How should we reduce emissions from buildings and adapt for climate impacts?

Respondents were given the ability to rank four actions by highest priority to lowest priority, responses to this question are outlined in the below table. Majority of respondents ranked ‘adapt buildings for the future’ as their highest priority.

Highest Priority



Responses	Average position (1 being the highest)
Adapt buildings for future	1.79
Renewable energy	1.95
Training on building use	3.06
Electrified heating	3.19

### Question 6: How should we reduce emissions from staff and public travel?

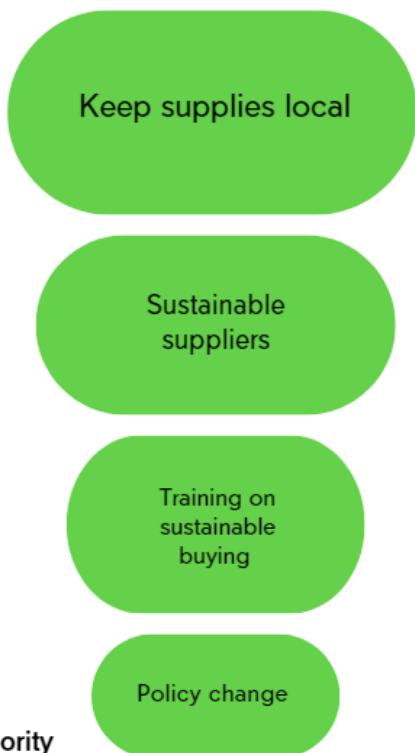
Responses to this question were via an open comments box, with respondents given the option of three responses. A summary of key themes and contributions to this question analysed as follows:

- Better transport infrastructure.
- Continue working from home practises.
- Improve active travel infrastructure such as connecting and segregated pathways near train stations. As well as the cycle to work scheme and facilities for staff to use when cycling/walking to the offices such as secure storage, showers/changing facilities.
- Promote and encourage electric car use, through incentives such as salary sacrifice.
- Drop in regional workspaces as well as one central office.
- Improve travel links to the soon to be main office Ty Dewi Sant.
- Encourage and promote less car use through ensuring each town has the facilities it needs, recruiting locally and education/promotion on already existing services.
- Subsidies public transport to make it more affordable for everyone to encourage the uptake of public transport. Staff incentives - discounted public travel, higher essential car use payment for greener vehicles.
- Electrify Public Transport Network
- Car sharing

**Question 7: How can we reduce emissions in the supply chain and adapt to climate impacts?**

Respondents were given the ability to rank four actions by highest priority to lowest priority, responses to this question are outlined in the below table. Majority of respondents ranked ‘keep supplies local’ as their highest priority.

Highest Priority

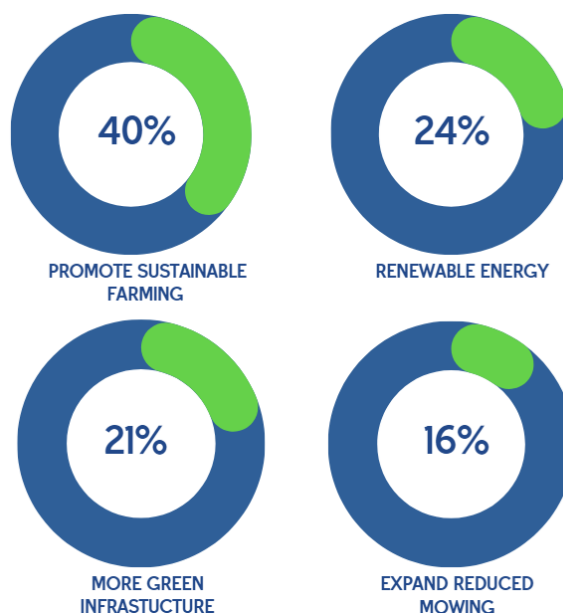


Responses	Average position (1 being the highest)
Keep supplies local	1.92
Sustainable suppliers	2.35
Training on sustainable buying	2.85
Policy Change	2.87

**Question 8: How can land be used to address climate change and impacts of flooding and heat?**

Respondents were given one choice with a selection of four options, responses to this question are outlined in the below table. Majority of respondents would like to see the promotion of sustainable farming to address flooding/heating impacts.

Responses	Number of Respondents	Percentage of Respondents
Promote sustainable farming	56	40%
Renewable energy	34	24%
More green infrastructure	29	21%
Expand reduce mow	22	16%
Total	141	



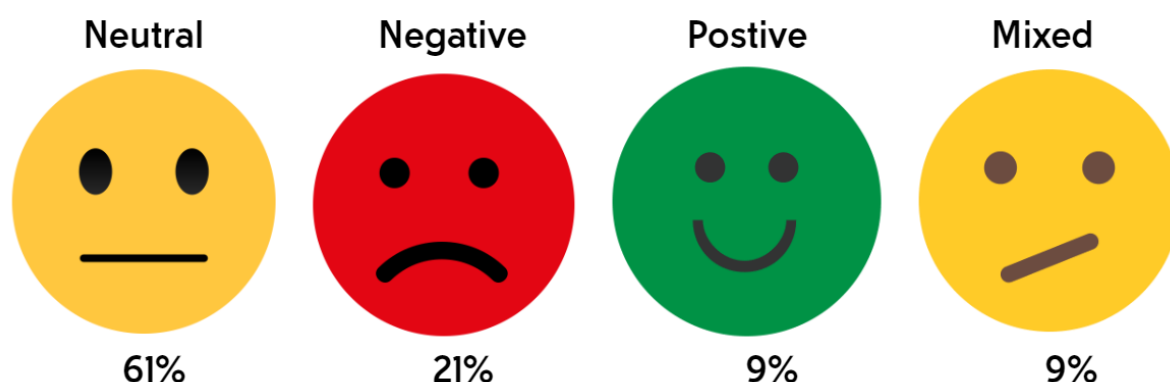
### Question 9: How can we encourage climate-friendly behaviours and decision-making?

Responses to this question were through an open comments box, with respondents given the option of three responses. A summary of key themes and contributions to this question analysed as follows:

- Educate in schools, the workplace, clubs and local groups through campaigns, visits and training for workplaces such as Whitebelt CI training.
- Rolling out training for residents.
- Promote the actions FCC are taken and the action we need to take to reach net zero through different channels such as socials, newsletters, offices, emails or other forms outside of social media for people who don't access it.
- Promoting actions residents can take including hints and tips, promote local produce/markets, training for residents, repairs cafes etc.,
- Communicate what the strategy is in clearer formats using images, infographics etc.,
- Sources of information/actions that are location specific.
- The council shouldn't be taken action/wasting money on climate change.
- Make it easier for residents to act through simple language, accessible, value for money.
- Incentives climate friendly decisions by offering reduced council tax for recycling, lower tax on climate friendly products, early adopters, provide items which can build resilience to the cost-of-living crisis while reducing carbon impacts and reward behaviour change.
- Integrate climate initiatives across the various sectors that the Authority provides.
- Create a communication action plan.
- Encourage Community Councils to actively participate.
- Provide free water fill stations within the community. (MS- Could this be partnership work with locally business – Refill app)

### Question 10: Do you have any final thoughts on the council's approach to climate change?

Responses to this question were through an open comments box. Key themes and contributions to this question analysed as follows:



- A high number of feedback responses didn't want their council tax to rise any further due to the worry that acting on climate change will increase taxes much higher than they currently are. And they don't see or hear where any of their current tax is being spent on.
- The public want more education on the topic and for the climate change team to be out in the community engaging more with local residents.

- A number of responses believe that climate change doesn't exist and as a council should stop acting on the issue as it is a waste of time.
- There does not seem to be a mechanism for climate policy to override council decisions. This needs to change for real action.
- Find existing trails and seek participation, to reduce the cost of running a trail as a council e.g., electric recycling fleet.
- Climate change needs to be integrated into all council services and decision-making process for this to work effectively.
- Establish climate change champions for each service/team and use them as a communication/action network.
- Be ambitious and create clear timed roadmap.

## Council Plan Public Survey

### Environmental Questions Responses

The responses below were formed from the council plan public survey

#### Question 1:

The respondents were asked if the well-being objectives presented to them are correct and in the public interest. Majority of respondents stated that 'Supporting people to get a good education either at school, college or later in life' was the one they agreed the most with. Looking after the environment ranked third with 65% In support.

Our Well-being Objectives cover the themes listed below. Do you think we have got this right?							
Our Well-being Objectives cover the themes listed below. Do you think we have got this right?	Strongly agree	Agree	Disagree	Strongly disagree	Response Total	Support %	No Support %
Supporting people to get a good education either at school, college or later in life	113	157	60	24	354	76.27%	23.73%
Providing safe and secure places for people to live	96	151	82	22	351	70.37%	29.63%
Looking after the environment	90	140	85	39	354	64.97%	35.03%
Protecting people from poverty	84	142	96	29	351	64.39%	35.61%
Helping our economy to grow	101	120	96	35	352	62.78%	37.22%
Supporting people to live the best lives they can	84	122	107	38	351	58.69%	41.31%
Managing the Council's money, people and assets responsibly, efficiently and effectively	130	75	64	87	356	57.58%	42.42%

**Question 2:**

Respondents were asked if the council priorities were right, the majority ranked education and skills as the one they agree with the most. Green society and environment ranked fourth, with support from 63%.

To make sure we can achieve our Well-being Objectives, we have created the Council Plan (2023-28) Priorities listed below. Do you think we've got this right?							
	Strongly agree	Agree	Disagree	Strongly disagree	Response Total	Support %	No Support %
Education and skills	117	157	56	23	353	77.62%	22.38%
Poverty	82	147	92	27	348	65.80%	34.20%
Personal and community well-being	84	141	82	46	353	63.74%	36.26%
Green society and environment	84	137	87	44	352	62.78%	37.22%
Affordable and accessible housing	85	130	89	45	349	61.60%	38.40%
Economy	99	116	87	50	352	61.08%	38.92%
A well-managed council	132	73	63	86	354	57.91%	42.09%
<b>Answered</b>					<b>6</b>		
<b>Skipped</b>					<b>357</b>		

**Question 3:**

Respondents were asked to rank the seven priorities below by how important they are to them. Majority of respondents ranked a well-manged council as what is most important to them. And green society and environment ranking last with 77% in support but the highest no support at 14%.

How important are these Priorities to you?									
	Very important	Important	Neutral	Not Important	Not Important at all	Response Total	Support %	Neutral %	No Support %
A well-managed council	281	63	11	2	0	357	96.36%	3.08%	0.56%
Economy	189	135	25	3	3	355	91.27%	7.04%	1.69%
Personal and community well-being	163	148	28	12	4	355	87.61%	7.89%	4.51%
Education and skills	208	93	39	3	7	350	86.00%	11.14%	2.86%
Poverty	137	139	51	15	12	354	77.97%	14.41%	7.63%
Affordable and accessible housing	129	110	74	23	18	354	67.51%	20.90%	11.58%
Green society and environment	126	112	66	27	23	354	67.23%	18.64%	14.12%
<b>Answered</b>						<b>358</b>			
<b>Skipped</b>						<b>5</b>			

#### Question 4:

Respondents were asked to rank the actions within the 'Green society and environment' theme by importance. Majority of respondents ranked 'Efficient public transport networks' as what is most important to them at 90%, and 'Switching the council's fleet to electric' was the lowest with 40%.

Thinking about the Priority - GREEN SOCIETY AND ENVIRONMENT and the sub priorities listed below, how important are they to you?	Response Total	Support %	Neutral %	No Support %
Efficient public transport networks	354	90%	7%	3%
Protecting our rivers from phosphate pollution	355	89%	8%	3%
Minimising the risk of flooding through planning applications	354	86%	10%	4%
Protecting and improving green spaces	354	85%	12%	3%
Identifying and supporting communities at risk of flooding	356	83%	13%	4%
More opportunities to reduce, reuse, recycle waste	355	76%	17%	7%
Planning for the future impacts of Climate Change	353	66%	21%	13%
More opportunities to walk	354	62%	25%	13%
More opportunities to cycle	355	48%	28%	25%
Creating a Flintshire Forest	354	47%	30%	23%
Supporting residents and communities to become net zero carbon by 2030	355	46%	28%	26%
The Council becoming net zero carbon by 2030	357	46%	28%	26%
Switching Council vehicles to electric	354	29%	31%	40%

#### Question 5: Do you agree that planning for a minimum of five years is sufficient to meet the needs of our communities? An open text box was provided for this question.

Below are comments which touched on the environment/climate change:

- 25 years, we have very limited time to tackle climate. We need to act now and fast.
- Do not agree with any planning we should focus more on green spaces and protecting agricultural land brown sites are fine to build on.
- Yes as change occurs you are able change the priorities if needed. other than the bigger picture of climate change.
- Planning should be done in a time tiered manner - resolving climate change cannot be achieved within five years by FCC, but supporting local education and public transport (for example) through better financing and budgeting can be done with immediate effect. No one size fits all. It is unrealistic to set a five year plan when in reality most of your tax paying inhabitants won't see the benefits of these initiatives.

**Question 6: Please use the box below if you would like to tell us more about what you think about our Council Plan priorities or if you think we've missed anything out? An open text box was provided for this question.**

Below are comments which touched on the environment, and these have been broken down into four categories: Biodiversity/land, Waste, Mobility and transport and Other.

## **Biodiversity/Land**

*"Better maintenance on road/pavement regarding over growing of weeds/grass"*

*"Better maintenance of grass cutting/hedgerows"*

*"I support tree planting and wildflower areas"*

*"More must be done regarding list of flora/fauna that should be priorities and important habitats in the county when it comes to conservation efforts"*

## **Waste**

*"Changing the recycling bags to bins or increase the size "*

## **Other**

*"Concerns over council finances in regards to wasting money on Net Zero/biodiversity schemes"*

*"More funding allocated to front line services such as waste management - which affects every household"*

*"Financial support/benefit to private home owners for schemes such as renewables"*

*"Don't agree with costly changes/expensive schemes to try and influence people"*

*"Electric vehicles are nice to have but not urgent priorities"*

*"Priorities regarding flooding, and impact on children's education when unable to attend school"*



## Climate Change Committee Forward Work Programme 2024/25

Date of Meeting	Subject	Purpose of Report/Presentation	Responsible/Contact Officer	Submission Deadline
8 <sup>th</sup> Jan 2025	<p>Financing the Climate Change Programme</p> <p>Council's Carbon Footprint 2023-24</p> <p>Strategy Review progress</p>	<p>How have projects been funded to date, and how can future projects be funded?</p> <p>Report on the Council's Carbon Footprint for 2023-24, areas of success and areas for focus.</p> <p>An update on the strategy review process, messaging and trends from internal and external engagement, and direction of travel.</p>	<p>Programme Manager Climate Change</p> <p>Programme Manager Climate Change</p> <p>Programme Manager Climate Change</p>	
29 <sup>th</sup> March 25 Rudalen 57	<p>Feasibility of utilisation of Mine Water Heat</p> <p>Embedding carbon within decision making</p> <p>Feasibility of leasing car park spaces to third party companies for vehicle charging</p>	<p>A report in response to the Coal Authority report, identifying areas within Flintshire with potential for harnessing heat from mine water.</p> <p>Update report on climate change training attendance and Carbon Literacy pledges, scoping of Council strategies and policies, and other works to key planning documents including Integrated Impact Assessments and Capital Business Case template.</p> <p>Feasibility of leasing car park spaces to third party companies so that they may install electric car charging points at strategic places within the County (CCM3)</p>	<p>Programme Manager Climate Change</p> <p>Programme Manager Climate Change</p> <p>Chief Officer – Streetscene &amp; Transportation</p>	
24 <sup>th</sup> June 25				

Mae'r dudalen hon yn wag yn bwrpasol